



# Long Island Scale Modelers Society

## February 2025 Newsletter

### E-Board

Jim Boulukos – LISMS President

Doug Tantillo – Treasurer and Secretary

Owen Frances – 1<sup>st</sup> V-P

Vacant – 2<sup>nd</sup> V-P

Greg Hunt – Webmaster

Jim Boulukos - Newsletter Editor

Jim Boulukos – IPMS Contact Person

### From the Driver's Seat - Jim Boulukos



The February meeting is scheduled for Monday, February 24, 2025, in meeting rooms 1 & 2 starting at 7:30 pm

Our January meeting had 26 club members in attendance, despite the frigid weather but heck it is January, and it's to be expected in New York. Doug Tantillo collected dues for this year which remain at \$25 for the year. So, if you haven't paid your dues please see Doug in the next meeting. I spoke about our upcoming RepIcon 32 which is scheduled for March 22<sup>nd</sup> at the Freeport Recreational Center. I'll be looking for volunteers over the next two months to assist in all facets of the show including the front admissions table, registration, raffle table, security and judging. Plus, the initial set up and breakdown table once the show ends. As always, I know you'll all rise to the occasion like you've done previously and again thank you all in advance.

I also spoke about the IPMS Nationals that are scheduled in Hampton, VA for August 6<sup>th</sup> through the 9<sup>th</sup>. If you haven't ever attended a National, they are a unique event that covers several days. The vendor tables at the show create the largest hobby shop in the world during the event. The models on the table are exquisite and the show usually brings in over 2500 plus models in the contest, and many more on display. Since it's only a 6 ½ hour plus drive by car I know I'll be attending it with several other members.

Now, if anyone else wants to step up to the plate and do a presentation, that will be appreciated by the E-board and our club members. The club's only as good as the members' active participation and what they provide for others.

**For the April club meeting, the club modeling theme is resurrecting a model off the shelf of doom, completing it then bringing it in to display.** I know we all have models in this category, and we all have different reasons why it's been lingering, which would be interesting to hear from the club members at this meeting.

See you Monday night and bring your WIP or completed builds.


Best Regards

Jim Boulukos

LISMS President

## **January Club Meeting News.**

I just wanted to give a big shoutout to Jim Lisa, who gave a presentation on working with wood for model ships. Jim showed us the techniques that he utilizes for bending and shaping wood planks onto the hull framing on wooden sailing ships. He also brought in the Charles Morgan sailing ship that he's been working on for the past year. We have seen this ship's work-in-process for the last couple of months on display at the back table and he's at the point in time where it's going to be painted, and the bottom is going to be copper plated. Thank you again Jim for this presentation and we look forward to additional progress on your ship.



Here's an on-line picture of the whaling ship Charles Morgan



## Model Kit review



ITEM# 24173

FIAT ABARTH 695SS

MSRP: \$30.00

### DESCRIPTION

This model kit of the Fiat Abarth 695 SS is an updated re-issue (originally sold in 1996) with updated decals, instruction manual and packaging, plus newly included painting masking stickers. The Fiat Abarth 695 SS was one of the most famous creations of the renowned automobile tuner Carlo Abarth. Based upon the Fiat 500 which enjoyed massive popularity in Italy from the 1960s, sections such as the engine and suspension were modified, and it achieved success in touring car races during that era.

- 1/24 scale plastic model assembly kit. Length: 124mm, width: 59mm, height: 54mm.
- Details of the Abarth-tuned 2-cylinder engine and auxiliary machinery are realistically depicted.

- Features realistic depictions of interior details such as the instrumental panel, small-diameter steering wheel and bucket seats.
- Includes updated decals including bonnet-top scorpion and checkered roof, masking stickers and metal transfers.

Now to the history of the Fiat Abarth 695.

Of all the performance-oriented models created by Abarth, it is perhaps the 695 SS that best represents the scorpion-branded firm’s collaboration with Fiat.

The 695 SS featured a range of upgrades over the standard Fiat 500, with a more powerful engine, improved suspension and brakes, and a sportier interior and exterior design. The car was powered by a 689cc engine, which produced 38 horsepower at 6,000 rpm, giving the car a top speed of around 90 mph. These were produced from 1967 – 1971 and did 0 to 60 MPH in 17.7 which wasn’t exactly fast. Around 1,000 Fiat Abarth 695 SS were produced

The exterior of the car featured a few racing-inspired modifications, including a modified front grille, flared wheel arches, and distinctive Abarth badging. Inside, the car had a stripped back, sporty interior, with bucket seats, a four-point racing harness, and a large tachometer and speedometer mounted on the dashboard.

The Abarth Fiat 695 SS was a popular car in its day and is now considered a classic of the era. Its combination of compact size, sporty performance, and distinctive design make it a sought-after car for collectors and enthusiasts alike.

Now to the building.

I purchased this kit from Jim at “Men at Arms” in Middle Island for \$25.00. After doing some research on this car and watching several YouTube videos on this kit. I decided to make some changes, Some aftermarket items were purchased from Ukrainian Scale Car Production (USCP) to enhance my build. I’ve purchased 3-D printed wire wheels and other items from them, and their work is excellent, and delivery is prompt. Yeah, the add on resin parts totaled it’s more than the kit price. the kit, but well worth it. I consider myself a modeler, therefore I enjoy taking on the challenges of adding after-market accessories and doing some scratch building. For whatever reason I don’t fully understand the term building “Out of Box:”

<b>Product Name</b>	<b>Model</b>	<b>Price</b>
Fiat 500F Interior detail-up set	24A087	\$6.00
Fiat 500F Rear Window Louvers	24A088	\$4.00
13-inch Cromodora CD30 -Wheels	24P186	\$10.00

Abarth 695 Weber Carburetor set	24A091	\$5.00
Abarth 695 Bonnet Supports set	24A092	\$5.00

Tamiya kits are usually shake and bake kits with the modeler simply cutting out the parts from the sprue and gluing them together. Add paint and decals and you're done. I noticed with my model kit both the doors and the hood panel lines were faint, so I broke out my Tamiya scribe tool and proceeded to remove some more material to make both the door and the hood panels lines stand out after priming, painting color and clear coat.

My second task was to clean out the engine cooling vents above the rear hood where the engine is located. It was done simply by using a .50 mm size drill and drilling the top and bottom on each engine vent and then cleaning them out with a mini file. This process took one hour along with scribing the doors and front hood, but I think it was worth the effort and really enhanced the model.





Fiat 500F Interior detail-up set



Fiat 500F Rear Window Louvers

13-inch Cromodora CD30



Abarth 695 Weber set







Abarth 695 Bonnet Supports set – Part No. 24A092

Just click the link here for the USCP Website: <https://uscp-ua.com/>

Since I'm using the bonnet support set, the back lower side brackets to the rear bonnet were removed, and the engine bonnet panel was sanded down a little to be more in scale. I've also filled in the engine bay area behind the rear light sections that were open due to the need for the two rear bonnet brackets if built out of box.

So, where am I on this quick and easy build you ask?

I'm on my third and final paint job now airbrushing Vallejo Game Color's paint with a Sunrise Blue color. Once the paint dried overnight, it was clear coated with Mr. Hobby Mr. Super Clear Gloss spray paint. The first two paint jobs were with Tamiya Racing White Spray Paint TS 7. I noticed some paint issues created by me, so all the paint was removed with a combination of brake fluid and 91% isopropyl alcohol twice.

It takes about five coats of Mr. Hobby Mr. Super clear before the body becomes smooth with the Vallejo paint. Next, use wet and dry sandpaper ranging from 4000 to 12,000 grits to smooth the surface. I broke out my \$15.00 battery powered rotary motor tool and my Tamiya compounds to remove the sanding scratches and last, I've polished the car body with Meguiar's automotive polish that gives that mirror finish. The last step is putting a coat of wax on before adding the windows and chrome trim on the body.



I'm also working on a few other models simultaneously including my 1970 Pontiac Trans Am which I've just clear coated, compounded and polished. But progress is being made at a snail pace on my little Fiat Abarth 695 which is now decaled and polished out.

I did a few subtle modifications like lowering the stance by about two millimeters and drilling out the spokes on the steering wheel with the micro drills then painting the spokes with aluminum paint and the outside perimeter of the steering wheel with light gray colored paint.

The USCP 3 D resin parts are amazing but are very small which makes it difficult to work with. But they add so much to the basic model kit which is pretty good to begin with. The biggest update by Tamiya to this reissued kit is the addition of window masks which make life so much easier as far as painting the window framing.

Fast forward a few months and I've resumed building this kit. So, now it's at the stage where all the window glass was installed, along with the chrome door handles, side mirrors, chrome trim, rear bumper and front and rear lights etc. The interior details have been completed by removing the kit's door handles, window cranks and door pulls and replacing them with the 3 D printed parts from USCP. The floor carpet was made with red colored embossing powder. I've brushed on with Elmer white glue onto the floor and then the embossing powder sprinkled onto the wet glue, once the glue dried the excess powder was removed. I simply turn the interior body upside down and shake it onto a piece of paper. The excess embossing powder is then recycled back into the original container. I wasn't happy with the embossing red color of the carpet, so I taped off the sections not covered with embossing powder and sprayed it with a flat red color that seems to suit the car interior a lot better.



Here's a comparison of the Fiat 695 next to a 1970 Firebird Trans Am





**From: WW II Aircraft Facebook page**

The induction system of the P-47 Thunderbolt. The turbocharger and its complex ducting gave the P-47 its rotund barrel shape.

This is the turbo supercharger system in the P-47 Thunderbolt. Unlike many aircraft engines that used mechanically driven superchargers connected to the crankshaft, turbo-superchargers were powered by exhaust gas pressure and didn't need direct coupling to the engine. In the Republic P-47 fighter, the turbocharger was located thirty feet behind the engine, in the rear fuselage.








**News from Bob Riviezzo (AKA – Rob Riv.) He’s created a new YouTube video channel for modelers coming in March**

Tips, Tricks, In-Box Reviews, Full Builds, Tutorials and Live Streams coming to Modeling Insanity TV scheduled for launch in March on YouTube. Make sure to check it out..... Thanks to Mike Spivey for the awesome logo!



## **Misc. News**

It was announced that the SS United States move from Philadelphia, Pennsylvania will start on Monday, Feb. 17, 2025.

On Friday, February 14th, tugboats will move the old ocean liner laterally from Pier 82 to the adjacent Pier 80 at approximately 2:47 pm Eastern Time. She will then be towed down the Delaware River on Wed. February 19th, at approximately 11:18 am Eastern Time. The Big U's destination is Mobile, Alabama. She will ultimately become an artificial reef off the Florida coast.

The announcement added that the move is subject to last-minute changes or cancellations. The SS United States was originally scheduled to depart Philadelphia last week, but this was postponed due to weather.

The SS United States is a retired American ocean liner that was built during 1950 and 1951 for the United States Lines. She is the largest ocean liner which was entirely constructed in the United States and the fastest ocean liner in the cross the Atlantic Ocean in either direction.





The SS United States in better days

**The club needs all the hands-on deck to attend and help on the day of the show. This will be discussed at the next two meetings. BTW, We'll be providing pizza and soda to all our club members that work at the show this year.**



# RepLicon 32 Model Show

Freeport Recreation Center  
130 E. Merrick Road  
Freeport, NY 11520



**Saturday, March 22, 2025  
9 am to 4 pm**



#### Event Activities

- Hundreds of Aircraft, Armor, Ships, Autos, Sci-Fi, Figures, and Diorama Displays
- 50 + Contest Categories
- 1st, 2nd, 3rd Place Awards
- Gundam Categories
- Lots of Vendors
- Raffle



Visit our website for updates  
contest rules, categories,  
registration/entry forms,  
vendor, and sponsor info.



#### ADMISSIONS:

##### Contest Entrants

Adults --- \$15.00 – limited to 10 model entries

(\$1.00 extra per model over 10)

Junior --- \$7.00 (Under 17 years of age)

##### Visitors

Adult ---\$10.00

7 to 17 years of age --- \$5.00

Seniors 65+ & Vets --- \$5.00

Current Military --- Free

Need Info? Internet site: [WWW.LISMS-IPMS.ORG](http://WWW.LISMS-IPMS.ORG)  
or mail Jim at: [jnboul19@yahoo.com](mailto:jnboul19@yahoo.com)

I have updated the LISMS website to reflect Replicon 32 show information including the show flyer, contest categories/rules, all in printable PDF files for the modeler's master form and the individual model entry forms.

The e-board has changed from 3 to 2 special themes which are the following:

1) 80th Anniversary of the end of WWII: Any scale or type of military model, figure, or diorama that represents the end of WWII in 1945.

2) 100th Anniversary of the Chrysler Corporation. This includes any product manufactured by the Chrysler Corporation including Chryslers, Dodge, Plymouth, and Jeep vehicles along with any military vehicles or tanks that were manufactured during any war/conflicts of the last 100 years. Yes, Chrysler outboard boats would also count.

**LISMS Meeting Dates for 2024**

February 24, 2025, in meeting room 1 & 2 starting at 7:30 pm ( 4<sup>th</sup> Monday)

March 17, 2025, in meeting room A starting at 7:30 pm

April 21, 2025, in meeting room A starting at 7:30 pm

May 19, 2025, in meeting room A starting at 7:30 pm

June 16, 2025, in meeting room A starting at 7:30 pm

July to November TBA

**IPMS National Information with Hotel and Contest Reservations**

**A) The Hotel room blocks for all seven hotels will be released on February 1, 2025, at 12:00 Noon, (Eastern Time).**

**2025 IPMS/USA National Convention Contracted Hotels**

<u>Hotel</u>	<u>Number of Rooms</u>	<u>Contracted Rates</u>
Embassy Suites (Flagship)	250	\$159.00 plus tax per night
Comfort Inn	20	\$159.00 plus tax per night
Courtyard by Marriott	55	\$159.00 plus tax per night
Holiday Inn Express	30	\$149.00 plus tax per night
Hyatt Place	30	\$159.00 plus tax per night
Red Roof Inn	25	\$119.00 plus tax per night
Springhill Suites	20	\$169.00 plus tax per night

The hotel Room Blocks for all seven hotels will be released on February 1, 2025, at 12:00 Noon (Eastern Time).

We will provide reservation links and hotel contact information at that time on the 2025 National Convention website.

2025 IPMS/USA National Convention Flagship Hotel (Embassy Suites) Reservation Policy

IPMS/USA contracted for a 250-room block with the flagship hotel (Embassy Suites) and negotiated a special IPMS/USA convention room rate for that block. Each year, the host chapter faces the challenge of ensuring an equitable flagship hotel registration process for members. In past conventions, the room block sold out within 30 minutes, and many of our members never had the opportunity to reserve a room in the flagship hotel. IPMS Tidewater took the lead to developing new policies focused on accountability in the reservation process with the goal of making the process more equitable and accessible to our members. These policies only apply to our flagship convention hotel, the Embassy Suites, which is co-located with the Hampton Roads Convention Center. In addition to our flagship hotel, our attendees also have the option to reserve rooms at one of our six other contracted hotels. Five of our contracted hotels are within walking distance of the convention hall site. We will also have a regular shuttle service between our contracted hotels.

These following policies were coordinated and approved by the IPMS National E-Board.

The following registration policies are in effect for the Embassy Suites Hotel, the 2025 IPMS/USA National Convention hotel:

A three-night minimum reservation is required for a room reserved within the IPMS/USA National Convention block. Members also have the option to extend their reservations to four or more nights to afford the greatest travel plan flexibility.

Rationale: Reservations less than three-nights at the flagship convention hotel impact IPMS/USA's room block availability. That issue could affect the national organization's ability to meet the established room night quota agreed to in the hotel contract. This places a potentially significant financial burden on the national organization.

Nonrefundable first night room rate, including tax, will be charged for each room reserved by the member (\$180.00) on the credit card used to make the reservation. For example, if you reserve two rooms, that would be a \$360.00, a non-refundable charge applied to the card used for the reservation. The charge will be applied toward the balance for the entire reservation stay. If the room(s) is/are canceled at any time before the convention, the card holder incurs a non-refundable charge of \$180.00 for each room canceled. The non-refundable first night rate is charged immediately at the **time of** the reservation. If the card is declined, the reservation may be canceled. Please ensure your credit card has the available credit limit for the room(s) you wish to reserve. In the event of illness or death in the family, the member must work directly with the Embassy Suites staff to receive a cancelation, in accordance with established hotel policies.

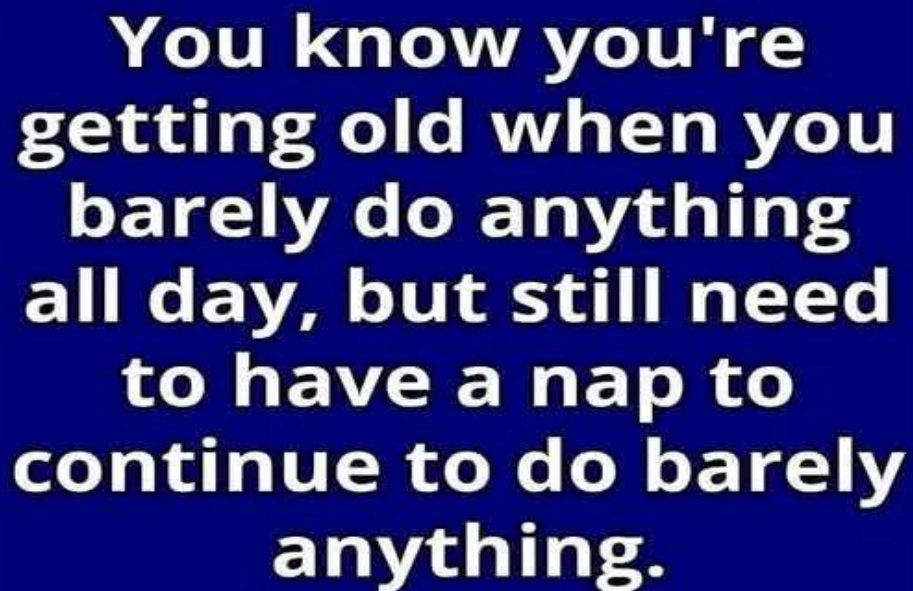
Rationale: In the past, multiple rooms were reserved by individual members, which limited other members' access to rooms at the flagship hotel. Often, the rooms at the

flagship hotel were sold out within 15 to 30 minutes. Before any cancellation penalty was incurred, usually 2-3 weeks before the convention, the flagship hotel experienced several room cancellations within the IPMS/USA National Convention-designated block. Those vacancies can negatively impact IPMS/USA's contractual obligations with respect to occupancy. More important, other members who would have made and kept their reservations never had that opportunity because the rooms were sold-out during a compressed time frame. This measure has been implemented to improve fairness and access to the flagship hotel for all our members and provides "up front" accountability. This action does not prevent an individual member from reserving a block of rooms, but it places the card holder responsible for making that reservation accountable for any cancellation.

For questions regarding the flagship hotel reservation policy, please contact our convention Hotel lead, John Lent at [tidewater@ipmsusa.org](mailto:tidewater@ipmsusa.org).

B) The IPMS Nationals model registration will go online on March 1<sup>st</sup> of 2025

### Modeling Humor



**You know you're  
getting old when you  
barely do anything  
all day, but still need  
to have a nap to  
continue to do barely  
anything.**



## Bonus Humor from Steeve Touch



### Joel R. Berse, CEO, Trainville Hobby Depot Show Coordinator

Trainville Hobby Depot is proud to announce the beginning of its 2024-2025 new season of charity hobby show events.

Attached are our Long Island Hobby Show schedule as well as our overall Train Show schedule that takes us to upstate NY, NJ, Massachusetts, and Kansas during this new season.

TRAINVILLE HOBBY DEPOT is designed as a not-for-profit entity looking to fund its philanthropic activities. We only participate in shows where there is a fund-raising element benefiting a worthy cause or causes.

Trainville Hobby Depot

[trainvilleli@aol.com](mailto:trainvilleli@aol.com) or [www.trainville.com](http://www.trainville.com)

The



## **TRAINVILLE HOBBY DEPOT FALL 2024 - SPRING 2025**

*Ask us about hosting a fund raiser Model Train Show for your organization!*

contact us: [www.trainville.com](http://www.trainville.com) [trainville@aol.com](mailto:trainville@aol.com) (516) 433-4444

### **OUR LONG ISLAND HOBBY SHOWS SCHEDULE**

- AUGUST**  
24\*-25 RAILROAD MUSEUM OF L I **RIVERHEAD RAILROAD FESTIVAL** [rmi.org](http://rmi.org)  
416 GRIFFING AVE RIVERHEAD, NY 11901 SAT & SUN 10 AM - 4PM  
TRAINVILLE HOBBY DEPOT N SCALE LAYOUT ON DISPLAY (SAT ONLY) **RECENTLY ADDED!**
- NOVEMBER**  
9 LONG ISLAND AUTO REPLICAS SOCIETY (LIARS) **MODEL SHOW (NOT TRAINS)** 9AM - 3PM  
FREEPORT REC. CENTER 130 E. MERRICK RD. FREEPORT, NY 11520 [rsmodelcarbuilders.com](http://rsmodelcarbuilders.com)
- 23\*-24\* TOWN of OYSTER BAY **MODEL TRAIN SHOW** SAT & SUN 11 AM – 4 PM  
HICKSVILLE COMMUNITY CENTER 28 WEST CARL ST. HICKSVILLE, NY 11801  
TRAINVILLE HOBBY DEPOT COORDINATOR - BENEFITS OYSTER BAY RAILROAD MUSEUM
- DECEMBER**  
14\* ST. DEMETRIOS CHURCH 2421 HEWLETT AVE MERRICK, NY 11566 11AM-4PM  
**MODEL TRAIN SHOW** COORDINATED BY TRAINVILLE HOBBY DEPOT  
BENEFITS - ST. DEMETRIOS CHURCH & ST. JUDE'S CHILDREN'S HOSPITAL
- JANUARY 2025**  
11\*-12\* NEW HYDE PARK FIRE DEPT. **MODEL TRAIN SHOW** SAT & SUN, 11 AM - 4 PM  
CLINTON G. MARTIN PARK 1601 MARCUS AVE. NEW HYDE PARK, NY 11042 (COMMUNITY BLDG.)  
TRAINVILLE HOBBY DEPOT - COORDINATOR BENEFITS - ENTERPRISE FIRE COMPANY
- FEBRUARY**  
15\*-16\* **NASSAU COUNTY MODEL TRAIN SHOW #13** BETHPAGE SENIOR COMMUNITY CENTER  
103 GRUMMAN ROAD WEST, BETHPAGE, NY 11714 SAT & SUN 11AM - 4PM  
BENEFITS - NASSAU COUNTY GAMES FOR THE PHYSICALLY CHALLENGED  
TRAINVILLE HOBBY DEPOT - COORDINATOR
- MARCH**  
8\*-9\* TOWN of OYSTER BAY **MODEL TRAIN SHOW** SAT & SUN 11 AM – 4 PM  
HICKSVILLE COMMUNITY CENTER 28 WEST CARL ST. HICKSVILLE, NY 11801  
TRAINVILLE HOBBY DEPOT - COORDINATOR BENEFITS - HICKSVILLE BOYS & GIRLS CLUB
- 22 LONG ISLAND SCALE MODEL SOCIETY (LISMS) **MODEL SHOW** 9 AM - 3 PM **(NOT TRAINS)**  
FREEPORT REC. CENTER 130 E. MERRICK RD. FREEPORT, NY 11520 [lisms-ipms.org](http://lisms-ipms.org)
- TBA\* (POSSIBLE) LONG ISLAND NMRA SUNRISE TRAIL DIVISION **MODEL TRAIN SHOW**  
TRAINVILLE HOBBY DEPOT - **COORDINATOR**
- MAR/APR**  
TBA\* **SMITHTOWN HISTORICAL SOCIETY** MODEL TRAIN EXHIBIT 11 AM - 4PM  
LONG ISLAND HOTRACK & TRAINVILLE HOBBY DEPOT LAYOUTS ON DISPLAY
- APRIL**  
TBA\* **NASSAU COUNTY MODEL TRAIN SHOW #14** TO BENEFIT NCPD EXPLORERS PROGRAM  
COORDINATED BY TRAINVILLE HOBBY DEPOT - SHOW DETAILS TO BE ANNOUNCED

**CONFIRM ALL SHOWS AT [www.trainville.com](http://www.trainville.com) ON THE SHOW SCHEDULE BEFORE ATTENDING**

**READ BOTH SIDES OF THIS FLYER**

**SCHEDULE SUBJECT TO CHANGE**

©TRAINVILLE ENTERTAINMENT CORP. 2024

7/5/24

### **The Final Word**

We would like to encourage club members to join the national IPMS. There's a special \$60 dollar price for three years that's good till August 5, 2025. That is a \$26 savings for a three-year membership. Help support the hobby on a national level. IPMS provides the insurance that allows us to have our RepIcon events, and membership includes a Bi-monthly IPMS Journal magazine. Join IPMS/USA just click the link: <https://ipmsusa.org/> and just click the blue tab section "Join IPMS/USA."

## ***IPMS / USA Membership***

<b>IPMS/USA MEMBERSHIP FORM</b>				
IPMS No.:	Name: _____			
Address:	If Renewing	First	Middle	Last
City:	State:		Zip:	
Phone:	E-mail:			
Signature (required by P.O.) _____				
Type of Membership	<input type="checkbox"/> Adult, 1 Year: \$30	<input type="checkbox"/> Adult, 2 Years: \$58	<input type="checkbox"/> Adult, 3 Years: \$86	
<input type="checkbox"/> Junior (Under 18 Years) \$17	<input type="checkbox"/> Family, 1 Year: \$35 (Adult + \$5, One Set Journals)		How Many Cards? _____	
<input type="checkbox"/> Canada & Mexico: \$35	<input type="checkbox"/> Other / Foreign: \$38 (Surface) Checks must be drawn on a US bank or international money order			
Payment Method:	<input type="checkbox"/> Check	<input type="checkbox"/> Money Order		
Chapter Affiliation, (if any): _____				
If Recommended by an IPMS Member, Please List His / Her Name and Member Number:				
Name:	IPMS No.:			_____
<b>IPMS/USA</b>		PO Box 1411		
Join or Renew Online at: <a href="http://www.ipmsusa.org">www.ipmsusa.org</a>		Riverview, FL 33568-1411		

### **Please support our Local Hobby Shops.**

Atlantis Toys & Hobbies – Deer Park (Online order store)

Baseline Hobbies – West Babylon

Bay Shore Hobbies and Toys - Bayshore

Men at Arms – Middle Island

Nassau Hobby Center – Freeport

Willis Hobbies – Mineola

Our own LISMS club member Gary Weickart

BTW – I need articles, kit reviews, pictures, model show information, and stories from the club for the monthly newsletter. It can be anything related to the hobby. All submissions to the Long Island Scale Modelers Society Newsletter must be received by the Monday of the week before our scheduled meeting night. Email your articles and/or pictures to [www.jnboul19@yahoo.com](mailto:www.jnboul19@yahoo.com)

Jim Boulukos, LISMS President

