



Proud member of IPMS USA <http://ipmsusa.org>

www.lisms-ipms.org

RED, WHITE & SPRUE

Volume 26 Number 6

★ LISMS Newsletter ★

June 2019





Next meeting date:
Monday, June 19, 2019
7:30 pm to 10 pm

Levittown Public Library
1 Bluegrass Lane, Levittown, NY

Executive Board

President: Robert DeMaio
631 707-3442
taurleo@optonline.net

1st Vice President: Fred Seitz
631 581-1990
seitzfjs3@gmail.com

2nd Vice President: Tim Kelly
516-621-0184
timothykly@aol.com

Corresponding Secretary: Fred Seitz
631 581-1990
seitzfjs3@gmail.com

Secretary: Doug Tantillo
516-541-7576
dtantill@optonline.net

**Graphic Design &
Editor: Al Zygiar**
917-832-7054
azygiar@icloud.com

Cover Model: Fighter Boys
By Seamuss Bowe
Photo: Al Zygiar

In The Pilot Seat



Our next meeting will be Monday, June 19th. I will be doing a clinic on working with Photoetch. I will cover cutting, bending, and gluing PE. Anyone else who uses PE, please stand by me in case I lose my patience. It wouldn't hurt if you brought some things too. Backups are great!

I do not have the list of RepLIcon winners from Fred yet to post. Spring enters the air and we all want to enjoy the outdoors. Your board members have decided that if we hold a RepLIcon next year, it will be March 28th, back to the week before Mosquitocon. I feel that this decision will determine if we can boost up the attendees like we had six years ago, and the busy weekend shows area wide.

In case you didn't know, I have been playing historical board games since I was a Sophomore in High School. Knowing about the battles and playing them out with the possibility the loser in history could have won making different decisions interests me. The relationship of building models of the machines used in the battles is also of interest. Thus I wound up with two hobbies bouncing off each other. After sixty years of seesaw, I am being smothered by them. I've been selling games on a game site at a good rate, much faster than the models I sell on EBAY where the selling is slow. Who was to think that games with tedious rules would last so strongly.

Good Luck to those of you who are venturing to the National Convention in August. I wish I was going but not sure what surprise trip I might be on in August. I believe our RC said next year it will be hosted out west.

Keep our hobby alive and well,

Bob




1/48 SM-61 Snark

by Lindberg, #91001, \$29.95



No sooner did I see the VTO re-issue on the shelf than the SM-62 Snark re-issue showed up! Wow! Why the increase in price? Well -- -- you get a maintenance stand (31 pieces), a tractor (37 pieces), a launcher (29 pieces), missile (34 pieces) and an engine (5 pieces) plus 6 crewmen. Neat! As with the Pogo, the rivets and panel lines are raised but they are restrained. The control surfaces are pose able as are the arms on three of the crewmen. There is very little flash but there are some shallow sink marks but nothing serious. Tires and treads (for the tractor/caterpillar) are of black vinyl while the styrene is white. There is a decent decal sheet with good registration for one of the colorful test birds – red and white. It would have been nice if they had put some decals on the sheet for an operational light gray bird but I'm being picky. The only problem is the only guide to their placement is





Cont. on p 4

In-The-Box Kit Review *by Steve Muth*

Cont. from p 3

the box top photo of the model, which leaves a lot to be desired for all the stencils. The instructions are a combination of exploded view and step by step text and are rather good. Please note: with a real aircraft wingspan of 42.15 feet and a length of 65 feet, this is a rather large model with a length of 16.25 inches and a wingspan of 11.29 inches.

As I recall, the Gulf of Mexico was said to have been Snark infested with “one a day in Tampa Bay”. This doesn’t say much for the initial reliability. But then, the Snark was the first intercontinental (cruise) missile. It had a range of over 6000 miles and carried a thermonuclear warhead. Guidance was based on star tracking (in day or night) by Kollsman, I believe. Scuttlebutt had it that once the warhead was separated from the missile body in the pop-up maneuver, it was virtually undetectable by radar until it was too late to do anything about it.







Photo Essay of the Hill AFB Museum XSM-62 Snark *by Steve Muth*

To go with this month's kit review of the Lindberg 1/48 SM-62 Snark, here are few photos from the archives. There are a few things to point out here. First, there are numerous button head rivets on the fuselage. They appear to belong there. These were after all one-shot weapons. 2nd, there are no stencils. They were probably left off in the restoration. There are none on other restored Snarks I have seen. Photos of operational birds are far and few between since so few were ever operational. A search of the web has so far not revealed any stencil call out diagrams or photos with stencils showing.



Right side profile shot of the Hill Aerospace Museum Snark.



Close up of right-side air scoop. This scoop is on the right side only.



Right mid fuselage air scoop on the Hill bird.



Engine intake on the Hill example. The button head rivets are quite apparent.

Cont. on p 7

Photo Essay of the Hill AFB Museum XSM-62 Snark *by Steve Muth*

Cont. from p 6



*Close up of right-side air
Right wing tip outboard
view of the Hill example.*

*Right wing tip
inboard view
of the Hill
example.*



*Right rear view of the
fuselage tip. Note the
squared off end of what
appears to be a recovery
parachute container
above the exhaust.*



*Aft fuselage and rudder
of the Snark at the
National Museum of
the USAF. Note the
“parachute container”
has a sloped aft surface
and is not squared off
as is the Hill example in
photo 8.*

Cont. on p 8

Photo Essay of the Hill AFB Museum XSM-62 Snark *by Steve Muth*


Cont. from p 7



Right mid fuselage of the NMUSAF Snark with RATO booster.



Another view of the NMUSAF Snark right side booster exhaust nozzle showing the rear support.




Left front view of the NMUSAF Snark indoors after a recent restoration.



Right mid fuselage air scoop on the Hill bird.

Cont. from p 7



Salute Veterans of D-Day



Pfc. Lawrence S. Gordon in uniform and snapping off a crisp salute.



Show Calendar Listing for 2019

See Bob DeMaio for details

Date/Day	Event & Location	Website
Aug 7-10 Wed-Sat	IPMS National Convention 2019 Chattanooga Convention Center 1150 Carter St. Chattanooga, TN, 37402	www.ipmsusa.org
Sept 15 Sun	Patcon 2018 Hudson Elks Lodge 959 99 Park Street, Hudson, MA, 01749	www.ipmspatriot.org
Sept. 20-21 Fri-Sat	Armorcon Crown Plaza Danbury, CT 06810	http://calendar.ipmsusa3.org/event/armorcon-1
Oct 26 Sat	HVHMG 28 Elks Club Hall 29 Overocker Road Poughkeepsie, NY 12603	www.hvhmg.com
Nov 10 Sun	Baycon 2017 Elks Hall 326 Farnum Pike Smithfield, RI 02917	www.ipmsbaycolony.com
Nov 15-16 Fri-Sat	Long Island Figure Show Freeport Recreation Center 130 East Merrick Rd. Freeport, NY 11520	http://www.longislandmodelsoldiers.com

SUPPORT YOUR LOCAL HOBBY SHOP

The following Hobby Shops have supported us and are supporting us by paying for ad space here and on our web. Some have also donated raffle prizes for our meetings and our annual RepLICon. We owe it to them to patronize their store even if we could buy the item for a slightly lower price mail order or on the web. And don't forget to mention that you are a member of the LISMS and appreciate his or her support. Everybody likes a thank you.

Depending upon the size of your purchase, these shops have agreed to provide a possible 10% or more discount if you have our membership card.

Alsand's Toy Soldiers Plus

www.alsandtoyandsoldier.com

Alan & Sandy, Shop closed. On line orders only at this time.

Baseline Model Inc.

Eric, 250 Little East Neck Rd., West Babylon, NY 11704, (631) 376-0060, Military Model Specialist, old and new kits bought and sold. Retail and Mail Orders. Closed Mondays.

Get It On Paper

Gary Weickert, 185 Maple St., Islip, NY 11751, (631) 581-3897, open every Saturday noon to 5 PM. – Vintage Toys & Model Kits, Automobilia & auto Literature. Model kits wanted.

Men-At-Arms Hobbies

James Katona, 134 Middle Country Rd. (Rt. 25), Middle Island, NY (631) 924-0583– Excellent selection of lead miniatures-Historical and Fantasy. Plastic Models, War games & Modeling supplies. Books and Magazines.

The Marx-Man

John Stengel, (718) 418-9439 – We carry an array of toy soldiers in plastic and metal, from HO to 54 mm/60 mm. Die cast vehicles and Dragon action figures.

Trainville Hobby Depot

Weekend shows only: website: www.trainville.com and e-mail: info@trainville.com



IPMS /USA MEMBERSHIP FORM

Not an IPMS member? Need to renew your standing? You can clip out and mail in the form, download a fill-in copy from the [LISMS.org](http://www.ipmsusa2.org/store) web site or visit the IPMS store at <http://www.ipmsusa2.org/store> to submit your application on-line.

IPMS #

Name:

Address:

City/State:

Zip:

E-Mail:

Phone:

Signature (required by P.O.)

Type of membership

☐ Adult 1 year \$30.00 ☐ Adult 2 years \$58.00 ☐ Adult 3 years \$86.00

☐ Junior (under 18 yrs) \$17.00

☐ Family, 1 yr \$35 (Adult + \$5, Ones set Journal) How Many Cards?

☐ Canada & Mexico: \$35 ☐ Other/Foreign: \$38 (Surface)

Checks must be drawn on a US Bank or International Money Order

PAYMENT OPTIONS:

☐ Check

☐ Money Order

☐ Credit Card

Credit Card:



☐ Master Card



☐ Visa



☐ Discover

Card Number:

Exp. Date:

Chapter Affiliation (if any):

If Recommended by an IPMS Member, Please List His/Her Name and Number:

Name:

Number:



Mail Application to: IPMS/USA, Dept. H, PO Box 2475, North Canton, OH 44720-0475