



Proud member of IPMS USA <http://ipmsusa.org>

www.lisms-ipms.org

RED, WHITE & SPRUE

Volume 25 Number 10

★ LISMS Newsletter ★ October 2018



In The Box Kit Review: p 3
1/48 J8M1 Shusui

Photo Essay: p 6
J8M1 Shusui

Seen on Table: p 10
9-17-18



Next meeting date:
Monday, October 15, 2018
7:30 pm to 10 pm

Levittown Public Library
1 Bluegrass Lane, Levittown, NY

Executive Board

President: Robert DeMaio
631 707-3442
taurleo@optonline.net

1st Vice President: Fred Seitz
631 581-1990
seitzfjs3@gmail.com

2nd Vice President: Tim Kelly
516-621-0184
timothykly@aol.com

Corresponding Secretary: Fred Seitz
631 581-1990
seitzfjs3@gmail.com

Secretary: Doug Tantillo
516-541-7576
dtantill@optonline.net

Editor: Steve Muth
516 671-9456
sgmuth@optonline.net

Graphic Design: Al Zygier
917-832-7054
azygier@icloud.com

Cover Model: I-48 F-15
by Mario Pagano
Photo: by Steve Muth

In The Pilot Seat



This month we meet on Monday October 15th. James will be doing a demo clinic on washes with oil colors instead of buying expensive premixed bottles. James is a top notch excellent builder and an accomplished armor award winner in AMPS and IPMS.

News from Sal Picataggio! Wing Nut Wings is in development of an Avro Lancaster B.Mk.III Dambuster version for release in late 2019. A monster kit with removable outboard wing sections for ease of model display. World War II era fabric covered elevators. Options will include early and late tail wheels, unweighted and weighted tires, early and late bomb aimers and windows, dummy engine blocks so you don't need to assemble 4 complete engines, early and late spinners and propellers. He has also heard that HK is also working on a 1/32 Lancaster. HK brought us the 1/32 scale B-17 and B-25.

More KVXG Station News from Sal! Hollywood tries to tell the story of the Battle of Midway (again). The Charlton Heston movie was a little cheesy (OK, a lot cheesy). Let's see how they do it THIS time. So far, they've got Woody Harrelson (as Admiral Nimitz!), Dennis Quaid, and bunch of younger folks. At least this poster looks good. Coming November, 2019. Another cheesy movie that comes to my mind Sal is Battle of the Bulge. I would really like to see that movie remade, with more historical looking tanks this time, and not have soldiers being shot doing ballerina pirouettes



and falling down. D-Day is ready for another complete redo as well! These movie makers need us model builders to set them straight on details, don't they? Saving Private Ryan and Fury were the best yet! Come on movie makers and modernize more of our war stories!

The board members have voted to order more LISMS shirts in large and extra large. These and what we have remaining from the last order will be provided to new members. The shirt color will be black.

January 13th will be a train show at Freeport and our club or members were asked if there is an interest in being vendors to sell kits and such. They are looking to expand their vendor variety. If you are interested in renting a vendor table they are charging \$35.00 per table. If there are several of us in the club who want to sell and be together, let me know at this upcoming meeting and I can arrange it. Otherwise I will have the info for you to contact the man in charge at the meeting.

Don't forget the HVHMG annual show in Poughkeepsie this month on Saturday October 27th. They put on a nice one! The long Island Figure show is November 11th at the Freeport Recreation Center.

If anyone is going to dress up this Halloween, please don't scare the little kids.

Just the big ones!

Keep our hobby alive and well!



1/48 J8M1 Shusui

Fine Molds #FB6SA

The J8M1 Shusui was a reverse engineered copy of the German Me 163B-1a Komet rocket interceptor built at the end of WWII. Japan took out a license to build it but in the event the sample airframe and a lot of the documentation was lost when one of two submarines carrying the samples and documents was sunk in the Atlantic. The surviving submarine, with the engine and remaining documents made it to Singapore where it was off loaded and flown to Japan.

Initially, both the Army and the Navy were to cooperate in the program with the Navy version being the J8M1 and the Army version being the Ki-200. They were to differ only in the equipment fit and the guns. The J8M1 having two 30mm Ho-105 cannons and the Ki-200 having two 30mm type 5 cannons. The Army even had thoughts given to having only one cannon to add a little more fuel to extend the endurance and range somewhat. That never came to pass.

In the event, only one J8M1 was completed and flown (on July 7th, 1945). On its first powered flight the engine starved at about 300 meters and stopped. In the attempt to land the wing struck a small building, cartwheeled and crashed. The pilot died the next day. It was determined that the fuel pick-up was uncovered in the high acceleration and steep 45 degree climb and thus the engine starved

and quit. There was insufficient time to correct the problem before the war ended and everything stopped.

In all, seven prototypes were constructed by the end of the war but only the one flew, albeit, very

briefly. Two survive. Two were brought to the US – one for the Navy and one for the Air Force. The Navy specimen was soon scrapped while the Air Force specimen

was later sold to The Planes of Fame Museum now at Chino, California where it is now on display. The other survivor has been restored and is on display at the Mitsubishi Komaki Plant Museum in Japan.

The walk around series of photos featured elsewhere is of the Planes of Fame example.

The Kit

The kit comes in reasonably sturdy top opening box with excellent artwork. Inside there is a six-page instruction sheet with 10 assembly steps. It is all in Japanese except the color call-out which are in English for Gunze Mr. Color numbers. The plastic comes on two large and one small gray plastic sprues and one clear for the two canopy pieces. Included is a resin seated pilot figure. All, including the instruction sheet and decal, are in a large clear plastic bag with the clear parts in a separate bag.

There are parts to build either the all yellow prototype or a projected operational production aircraft. The operational variant has guns, gunsight and armored glass whereas the prototype does not. There are decals for both. There is no motor, just an exhaust nozzle piece for the aft fuselage. There are locating pins and sockets and the wings have tabs for insertion in the fuselage slots. The wing leading edge slats are separate pieces but neither the ailerons, rudder or flaps are poseable.

Cockpit and landing gear skid detail is excellent with all parts petite and well molded. The landing gear strut parts are the most petite and crisp this author has ever seen. Overall, there are no sink marks or flash and the injection pegs are all in unobtrusive places. Surface detail is excellent, and all small parts are well molded.

My disappointments are in the decals and lack of seat belts. The quality looks good but there is no white surround on the Hinumaros, there is no instrument panel decal and there is no Hinumaro for the rudder. The missing white can be overcome with aftermarket decals as can the missing rudder Hinumaros. The instrument panel omission will require VERT CAREFULL painting or scrounging from other individual instrument decals. The delineation of the instruments on the plastic panel are very light/shallow. I do not understand these omissions as the cost of including them is almost nil.

All-in-all, it appears to be an excellent kit. Definitely recommended despite the nits noted above. .




Cont. on p 4

In The box Kit Review *by Steve Muth*

Cont. from p 3



Fine Molds J8M1 Sprue 1



Fine Molds J8M1 Sprue 2

Cont. on p 5



Photo Essay - L8M1 Shusui *by Steve Muth*

This photo essay focuses on the details of the J8M1 Shusui, the Japanese version of the Me 163 Komet rocket fighter at the Planes of Fame Museum at Chino, CA. Another Shusui is on display at Mitsubishi's Komaki Plant Museum. All Photos by the author unless otherwise noted. The aircraft has been cosmetically restored many years ago and the internal colors are suspect to say the least.



Right front portrait of The Planes of Fame J8M1 Shusui as it is displayed.



Fuselage skid from the right front. The take-off dolly is black.



Fuselage skid from the right rear.


Cont. on p 8

Photo Essay - L8M1 Shusui *by Steve Muth*

Cont. from p 7



Tail wheel from the right side.



The wings had skids at the tips. This is the right wing skid.



This view of the right wing lower surface shows the interior of the fixed slot.




Left forward view of the cockpit taken through the canopy.

Cont. on p 9

Photo Essay - L8M1 Shusui *by Steve Muth*

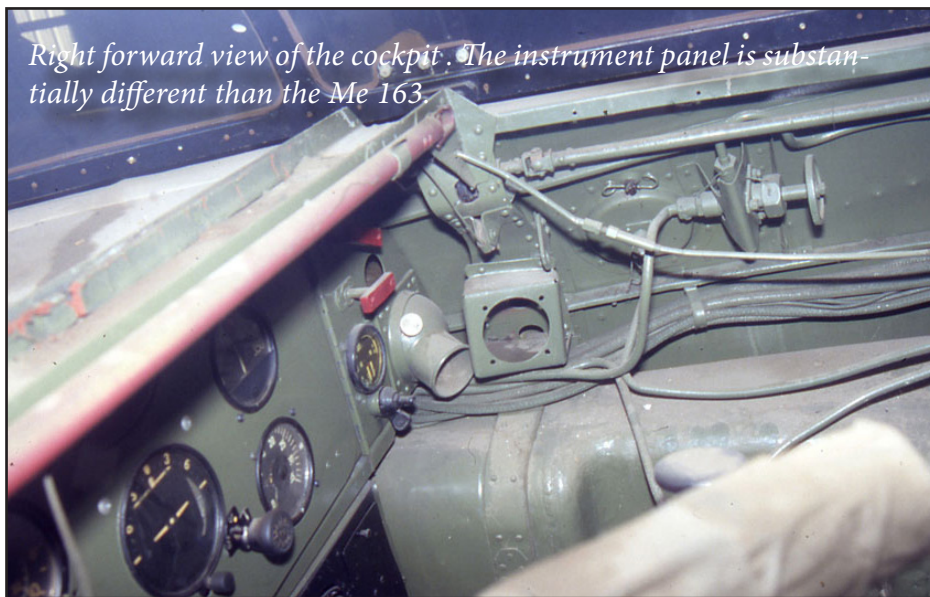
Cont. from p 8




Cockpit left side.



Cockpit left aft.



Right forward view of the cockpit. The instrument panel is substantially different than the Me 163.



Cockpit right side.

Photo Essay - L8M1 Shusui *by Steve Muth*



Cockpit floor.



The cockpit seat is reminiscent of the A6M Zero with its lightening holes.




The engine is very light considering the power it generates.




The combustion chamber appears to use regenerative cooling around the throat.


Photo Essay - L8M1 Shusui *by Steve Muth*




Side view of the combustion chamber with fuel and oxidizer lines.



Engine right side.



Engine left side.




Engine right front.

Seen On The Table 9-17-2018 by Steve Muth

Well, we seem to have filled the tables again! There were 19 models on the table plus a horde of war gaming figures. There were, a diorama, 7 aircraft, 4 Armor, 3 Fantasy Figures, a horde of war gaming figures and 2 cars. Nice work guys! **Enjoy!**

Tamiya 1/35 Famo & Sd.ah.116 Retrieval Trailer and half-track done with Model Master paints. Work in process by Bob DeMaio.



1/35 German tank destroyer in process by Steve Andreano.



Steve Andreano also brought his WWI Scene of 2 soldiers pulling a gun.

Cont. on p 12

Seen On The Table 9-17-2018 by Steve Muth

Cont. from p 11



1/35 WWI gun emplacement by Steve Andreano.



Tony Fardella's Tunisia February 1943 Diorama in process with Takom early "Lee" tank, Zveda 6 pounder, and AFV Club .50 and .30 cal. Machine guns.



AMT 1/48 Hs 129 with re-scribed panels, Tamiya acrylic paint and 2 coats of clear over the decals. By Rich Caserma.




Esci 1/48 Fw 190 was re-scribed by Rich Caserma.

Cont. on p 13

Seen On The Table 9-17-2018 by Steve Muth

Cont. from p 12



James Guld brought his in work 1/35 IBG Bedford QLR radio vehicle.



1/72 Airfix Super Mystere B.2 of the IASDF. Ray used Mr. Color Silver top coated with Alclad.

Cont. on p 14

Cont. from p 13



FFVS-J22B
MARIVOX KIT - 1/72
FUSELAGE SHORTENED ABOUT 1/4"
SPINNER LENGTHENED
PART IN REAR

1/72 Marivox FFVS J-22B by Ray O'Neill. He lengthened the Spinner and shortened the fuselage about 1/4 inches.



SAAB 17BS
MARIVOX KIT - 1/72
SWEDISH ATTACK PLANE w/

1/72 Marivox SAAB 17BS Swedish Attack Plane with floats.
By Ray O'Neill.

Cont. on p 15

Cont. from p 14



Rick Verreist's Dominance Class Ultramarine Knight is still in work.



Nomad by Rick Verreist. Has an extended torso, and added tank parts.

Cont. on p 16

Seen On The Table 9-17-2018 by Steve Muth

Cont. from p 15



Red Baron by Rick Verreist with heavy weathering and solvent on the decals.



1/25 1970 Pontiac convertible by Tom & Lou Tramontano.



1939 Ford Army Staff Car by Lou and Tom Tramontano.



Wargaming horde by Rick Verreist.

Show Calendar Listing for 2018 - 2019

See Bob DeMaio for details

Date/Day	Event & Location	Website
Oct. 27 Sat	HVHMG 28 Elks Lodge 29 Overocker Road Poughkeepsie, NY	http://www.hvhmg.com
Nov. 11 Sun	Baycon 2018 Elks Ha 326 Farnum Pike Smithfield, RI	http://www.ipmsbaycolony.com
Nov 17 Sat	Long Island Figure Show Freeport Recreation Center 130 East Merrick Rd. Freeport, NY 11520	http://www.longislandmodelsoldiers.com
April 6 Sat	Mosquitocon 1 Pal Drive Wayne, NJ	www.ipmsnj.org
April 12-13 Fri-Sat	Noreastcon 48 Holiday Inn Express 400 Old Ludon Rd. Latham, NY 12110	http://www.IPMSNENY.org
May 4 Sat	RepLIcon 29 Freeport Recreation Center 130 E. Merrick Rd. Freeport, NY	www.lisms-ipms.org
May 9-11 Thu-Sat	AMPS National Buffalo, NY	

SUPPORT YOUR LOCAL HOBBY SHOP

The following Hobby Shops have supported us and are supporting us by paying for ad space here and on our web. Some have also donated raffle prizes for our meetings and our annual RepLIcon. We owe it to them to patronize their store even if we could buy the item for a slightly lower price mail order or on the web.

And don't forget to mention that you are a member of the LISMS and appreciate his or her support. Everybody likes a thank you.

Depending upon the size of your purchase, these shops have agreed to provide a possible 10% or more discount if you have our membership card.

Alsand's Toy Soldiers Plus

www.alsandtoyandsoldier.com

Alan & Sandy, Shop closed. On line orders only at this time.

Baseline Model Inc.

Eric, 250 Little East Neck Rd., West Babylon, NY 11704, (631) 376-0060, Military Model Specialist, old and new kits bought and sold. Retail and Mail Orders. Closed Mondays.

Get It On Paper

Gary Weickert, 185 Maple St., Islip, NY 11751, (631) 581-3897, open every Saturday noon to 5 PM. – Vintage Toys & Model Kits, Automobilia & auto Literature. Model kits wanted.

Men-At-Arms Hobbies

James Katona, 134 Middle Country Rd. (Rt. 25), Middle Island, NY (631) 924-0583– Excellent selection of lead miniatures-Historical and Fantasy. Plastic Models, War games & Modeling supplies. Books and Magazines.

The Marx-Man

John Stengel, (718) 418-9439 – We carry an array of toy soldiers in plastic and metal, from HO to 54 mm/60 mm. Die cast vehicles and Dragon action figures.

Trainville Hobby Depot

Weekend shows only: website: www.trainville.com and e-mail: info@trainville.com



IPMS /USA MEMBERSHIP FORM

Not an IPMS member? Need to renew your standing? You can clip out and mail in the form, download a fill-in copy from the [LISMS.org](http://www.ipmsusa2.org/store) web site or visit the IPMS store at <http://www.ipmsusa2.org/store> to submit your application on-line.

IPMS #

Name:

Address:

City/State:

Zip:

E-Mail:

Phone:

Signature (required by P.O.)

Type of membership

☐ Adult 1 year \$30.00 ☐ Adult 2 years \$58.00 ☐ Adult 3 years \$86.00

☐ Junior (under 18 yrs) \$17.00

☐ Family, 1 yr \$35 (Adult + \$5, Ones set Journal) How Many Cards?

☐ Canada & Mexico: \$35 ☐ Other/Foreign: \$38 (Surface)

Checks must be drawn on a US Bank or International Money Order

PAYMENT OPTIONS:

☐ Check

☐ Money Order

☐ Credit Card

Credit Card:



☐ Master Card



☐ Visa



☐ Discover

Card Number:

Exp. Date:

Chapter Affiliation (if any):

If Recommended by an IPMS Member, Please List His/Her Name and Number:

Name:

Number:



Mail Application to: IPMS/USA, Dept. H, PO Box 2475, North Canton, OH 44720-0475