



Proud member of IPMS USA <http://ipmsusa.org>

[www.lisms-ipms.org](http://www.lisms-ipms.org)

# RED, WHITE & SPRUE

Volume 25 Number 8

★ LISMS Newsletter ★ August 2018



In The Box Kit Comparisons: p 3  
1/48 Mustang Racers

Photo Essay: p 7  
Pfalz D.XII

Seen on Table: p 10  
7-16-18





**Next meeting date:**  
**Monday, August 20, 2018**  
**7:30 pm to 10 pm**

**Levittown Public Library**  
**1 Bluegrass Lane, Levittown, NY**

### **Executive Board**

**President: Robert DeMaio**  
631 707-3442  
[taurleo@optonline.net](mailto:taurleo@optonline.net)

**1st Vice President: Fred Seitz**  
631 581-1990  
[seitzfjs3@gmail.com](mailto:seitzfjs3@gmail.com)

**2nd Vice President: Tim Kelly**  
516-621-0184  
[timothykly@aol.com](mailto:timothykly@aol.com)

**Corresponding Secretary: Fred Seitz**  
631 581-1990  
[seitzfjs3@gmail.com](mailto:seitzfjs3@gmail.com)

**Secretary: Doug Tantillo**  
516-541-7576  
[dtantill@optonline.net](mailto:dtantill@optonline.net)

**Editor: Steve Muth**  
516 671-9456  
[sgmuth@optonline.net](mailto:sgmuth@optonline.net)

**Graphic Design: Al Zygier**  
917-832-7054  
[azygier@icloud.com](mailto:azygier@icloud.com)

**Cover Model: 1-24 Ferrari 250**  
**California by Rich Caserma**  
**Photo: by Steve Muth**

# In The Pilot Seat



*Next meeting is Monday, August 20th. This will be a different meeting devoted to a buy-n-sell night. I am going to ask the library to give us a perimeter of tables and about a dozen chairs in the center of the room. One or 2 tables will be used to display some models and the others for your items for sale. Please be kind and condense your items on the tables. There is always floor space as well. Remember that the library exit doors automatically lock at 9pm and we have until 10pm to use the room, so if you leave during that hour make sure a person will be at the door to let you back in.*

*I hope my clinic on using Solvaset on decals was a help to members. Practice is always a necessity, so when you spray your kit, make a few scrap pieces with dark and light paint colors, then put a gloss on a couple and a flat cote on others to practice on. If you do this as you are working on a kit, eventually you will have various pieces ready to practice on.*

*Posted on our website in the left column, I listed the future dates of our monthly meetings. Sometimes I forget to change the NEXT MEETING DATE after a current meeting is past. I was told this is normal with age, but I find more and more forgetful things happening that winds up in confusion. Speaking of meetings, James Guld will do a clinic in October on washes and filters. His work has enlightened us and*

*proven a top notch builder with all the awards he takes home at shows. Although James is an armor builder these techniques are used on other kit categories. Mark your calendar night for Jim.*

*We still have more 1/72 scale jets to build for a Showoff showdown. Please consider building one and let's have some fun. This is not meant to be a serious historical accurate build, though you can if you wish. Take out some spare parts you have and be creative! I'll ask Doug to bring them to this meeting and instead of a Fall completion, let's make it a January kickoff meeting to give more building time.*

*The RepLIcon 29 flyer with contest rules and categories will be completed, printed, and ready for distribution by the end of August. As mentioned at the last meeting, the big change is that all categories will be a first, second, and third place awards. You should always read the rules for any clarifications and changes. In addition, our website will always post updates within 24 hours the change takes place.*

**Keep our hobby alive  
and well!**

*Bob*





## 1/48 World Jet and Precious Metal P-51 Mustang Racers

**HPM #4801/4812**

World Jet began its racing career equipped with a Griffon engine. It was developed by the Whittington brothers from Florida over a 5 year period. Modifications were extensive and included the substitution of a powerful Griffon engine driving contra-rotating propellers, clipped wings and tail planes, an extended vertical tail, smaller wheels, modified belly intake, and a number of other smaller changes. It showed great potential when it appeared at Reno '88, but a burst hydraulic line caused all six blades to go into flat pitch during the race and the resulting belly landing caused considerable damage.

It was trucked back home for rebuild, eventually reappearing in 1995 with a few more modifications and changed paint scheme with bright green wings. It was at this time named World Jet which is the Whittington's company name. It was then sold to Ron Buccarelli who intended to race it at Reno. It finally made to Reno in 2002, where Ron came in fourth in the Silver race.

### The Kit

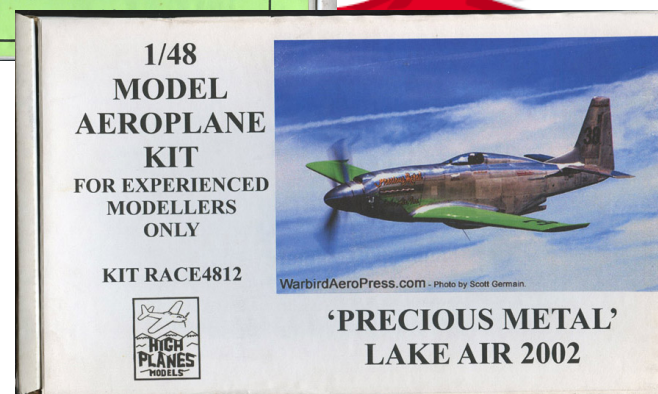
These kits are full cottage industry multi-media kits and are identical apart from the decals and marking instructions. Packaged in an ex-

tremely sturdy corrugated top opening box, they each contain 36 blue plastic parts, a vacuum-formed canopy, 2 metal landing gear legs, a decal sheet and a 2-page instruction sheet. The instruction sheet is very rudimentary with one exploded view and call-out for the colors in very generic terms. I.e. black, red gray etc.

The mold shapes look good with suitably petite recessed panel lines on the fuselage halves, wings and rudder but the edges are a bit rough. The moldings are manufactured using the low pressure technique. This results in flash and large sprue gates. All parts will need considerable clean up and care in their removal from the sprue trees. The parts are bagged with the metal parts and canopy in a separate bag along with the resin tail wheel and belly intake in the Precious Metal kit. The metal landing gear is beautifully cast and when polished out will be stunning (The landing gear struts were chromed and polished). Cockpit detail looks basic but when the very small canopy is on you will not be able to see much. As you might expect there are no locating pins and receptacles, so it would probably be best to plan on pinning the wings and tail pieces to the fuselage. The wheel wells are reasonably detailed. The decals

appear to have good registration in both kits. Curiously, the "World Jet" decals are all matt (except for an additional glossy piece for the "Room Store Furniture" marking) while the "Precious Metal" decals are glossy.

So... if you are not put off by lack of locating pins, metal parts, and vacuum-formed canopies you will like this kit. It is really for hairy chested modelers of the days of yore! All kidding aside, it is all there to make an excellent addition to your shelf. It will take a little work but not too much. Recommended with the above caveats.

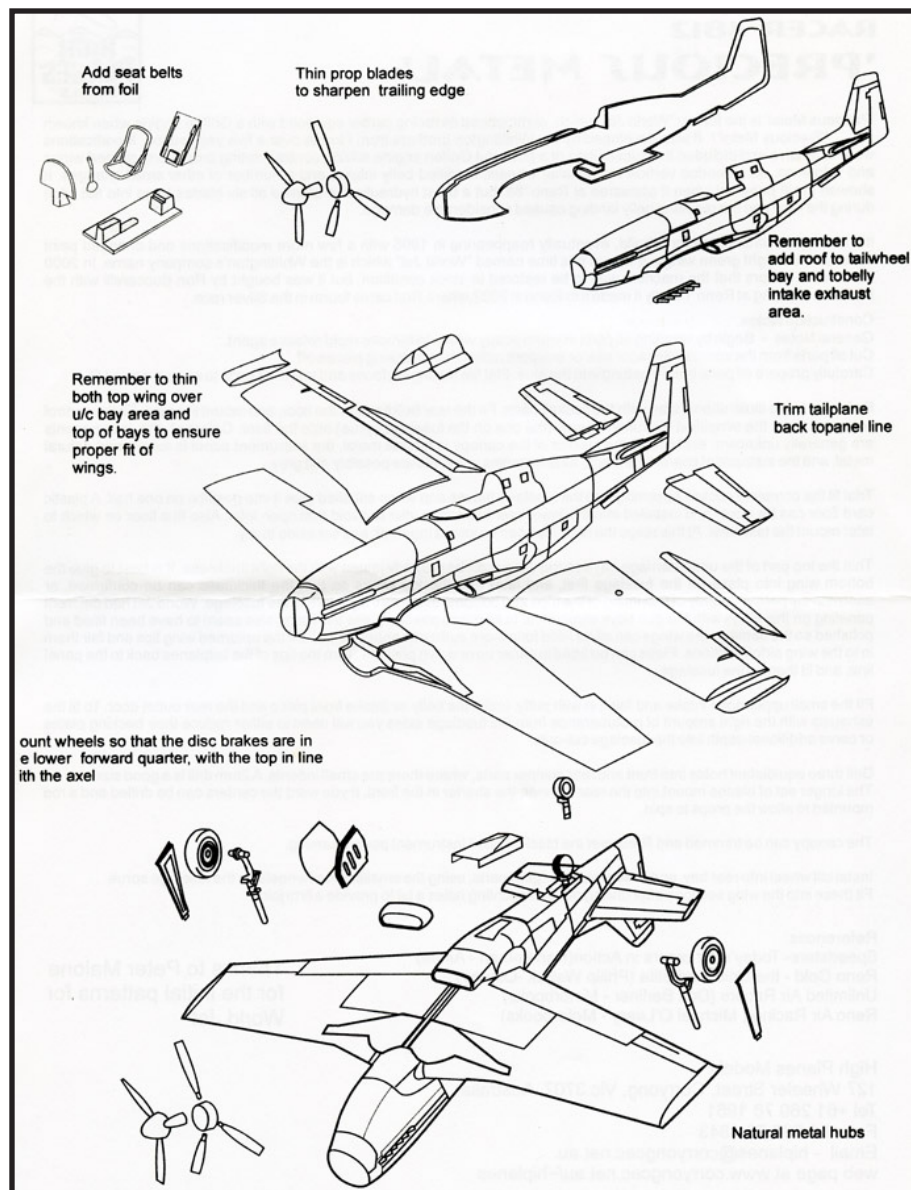


*Cont. on p 4*

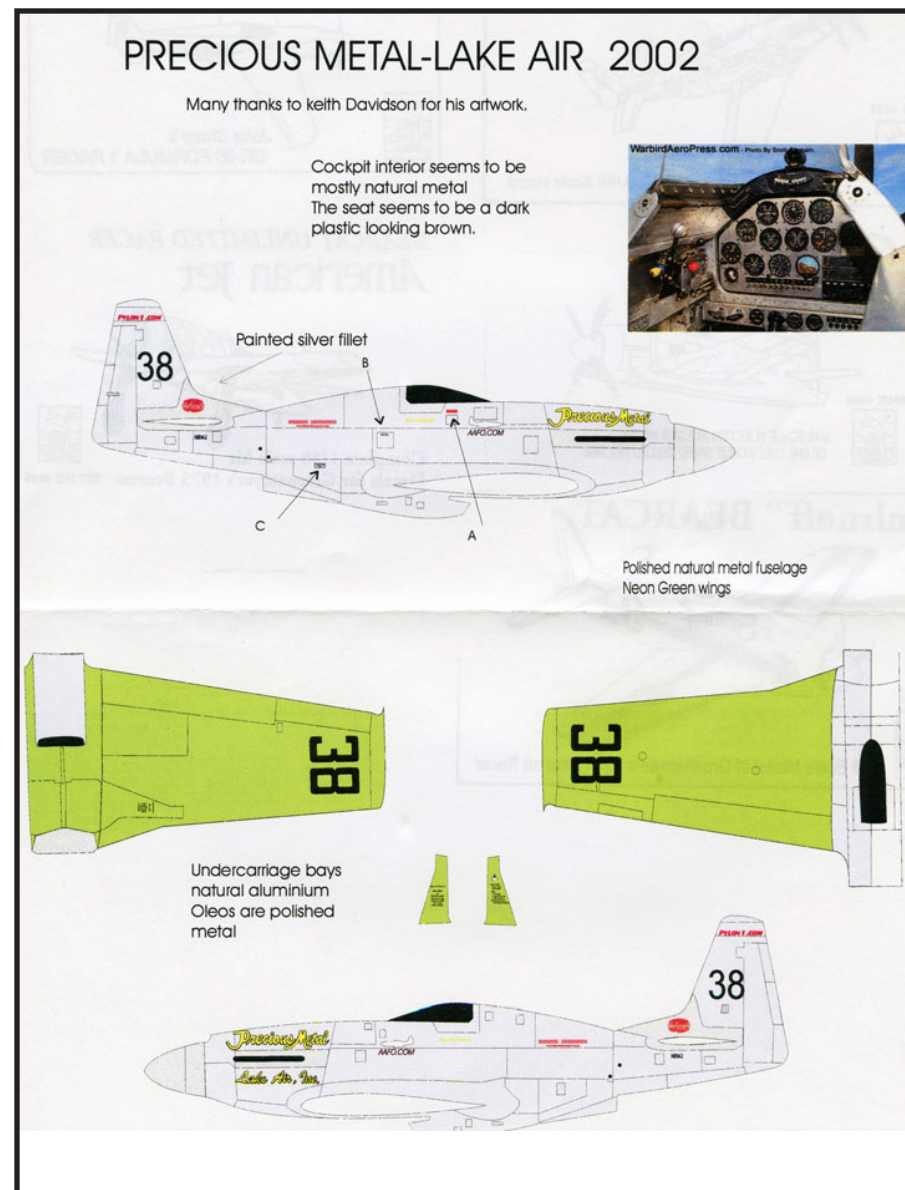


# In The box Kit Comparison *by Steve Muth*

Cont. from p 3



Precious Metal Kit



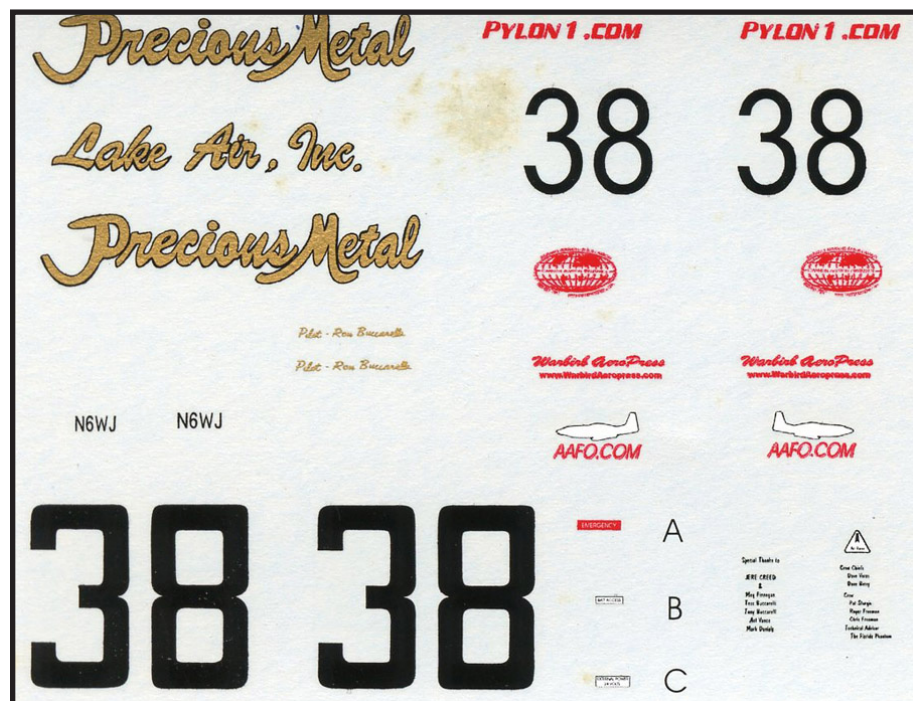
Precious Metal Kit

Cont. on p 5

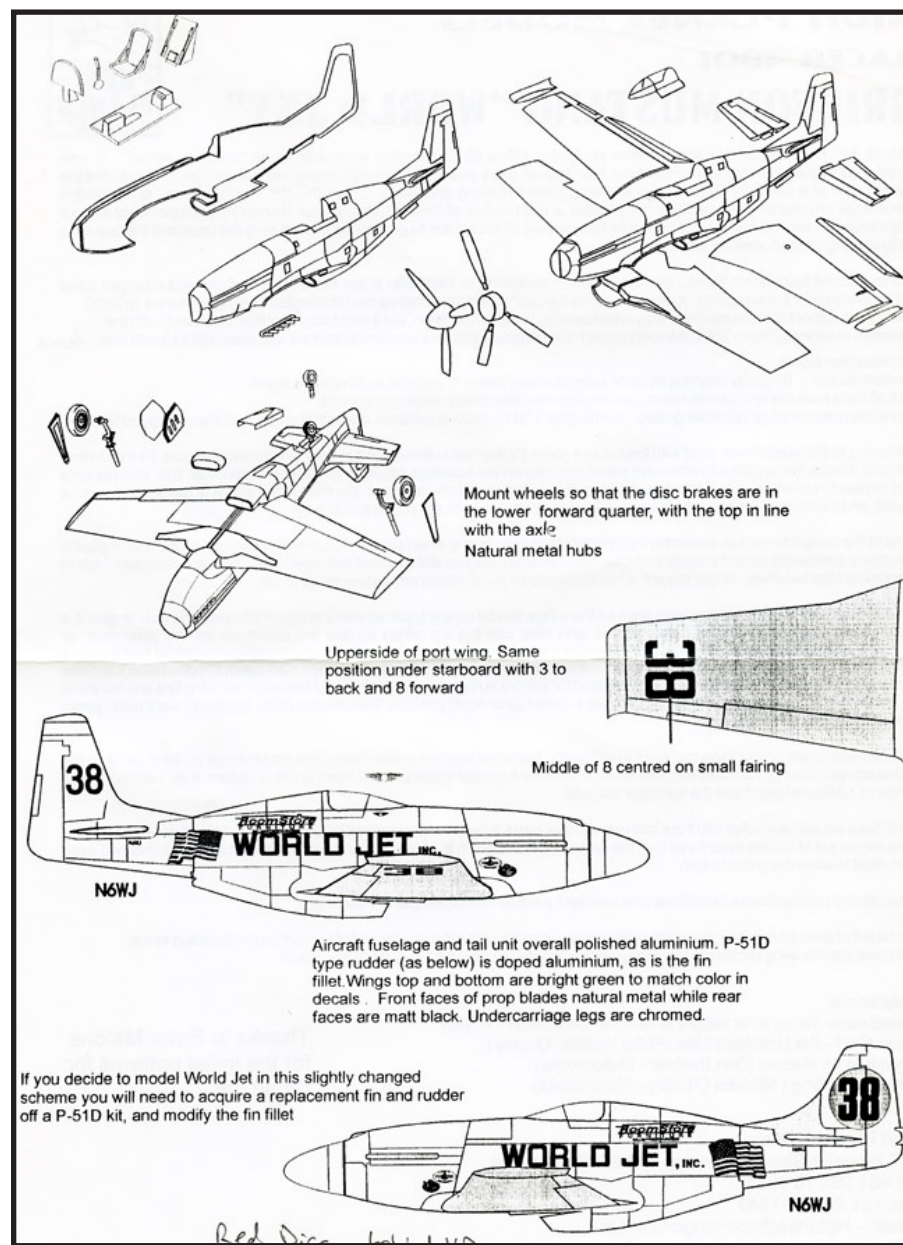


# In The box Kit Comparison *by Steve Muth*

Cont. from p 4



Precious Metal Kit



World Jet Kit



Cont. on p 6

# In The box Kit Comparison *by Steve Muth*

Cont. from p 5



World Jet Kit






# Photo Essay - Pfalz D.XII *by Steve Muth*

As luck would have it, I was allowed to photograph the Pfalz D.XII at the now defunct Champlin Fighter Aircraft Museum in Arizona on August 9, 2000 before the Museum closed and the aircraft, one of only two original surviving in the U.S, was acquired by the Seattle Museum of Flight, where it is now displayed. The other is on exhibit at the National Air and Space Museum, in Washington, DC. Two others exist. One is at the Musee de L'Air in Paris, France and one is at the Australian War Museum's ANZAC Hall in Australia. It was a contemporary of the Fokker D.VII but was inferior in many respects, notably in climb and maneuverability. Comparing the D.VII with the D.XII was said to be like comparing a race horse to a plow horse! Anyway, here are the photos.



1. Left front view of the nose shows off the radiator and propeller details.



2. Details of the mid lower fuselage that will ad interest to your model.

Cont. on p 8

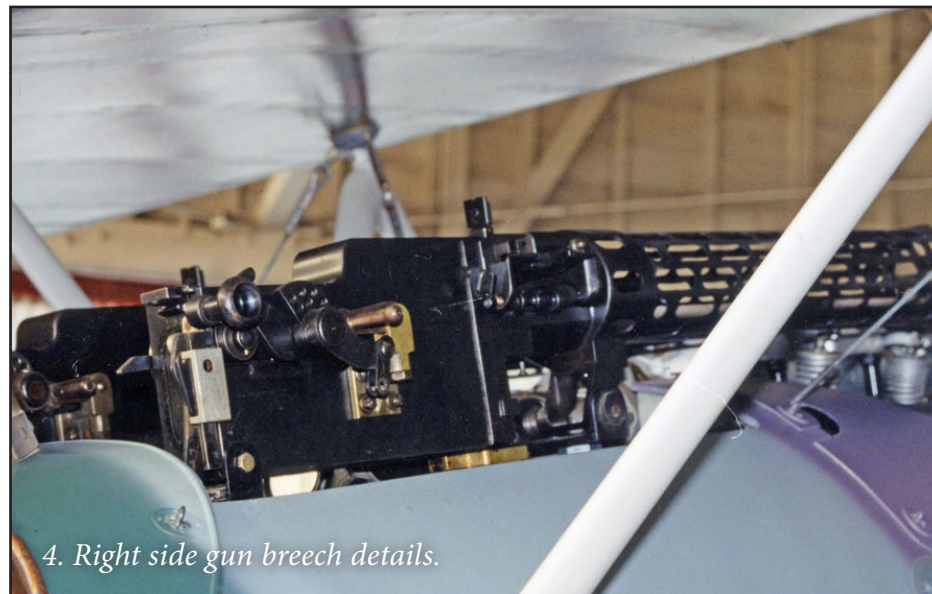


# Photo Essay - Pfalz D.XII *by Steve Muth*

*Cont. from p 7*




3. The tail skid is wood with metal parts..



4. Right side gun breech details.



5. Front attachment for the main landing gear to the fuselage. Note the strap.




6. Inner details of the right main landing gear bungee cord shock absorber.

*Cont. on p 9*




# Photo Essay - Pfalz D.XII *by Steve Muth*


*Cont. from p 8*



7. Looking forward and down into the cockpit shows there is no real instrument panel as such.



8. Another forward and down view into the cockpit.



9. The right side of the cockpit is as bare as the left side.



10. The left side of the cockpit reveals the seat to be rather plush and may not be accurate for the original. Note what appears to be a modern radiator filler cap on the left side of the floor



## Seen On The Table 7-16-2018 by Steve Muth

*There were 21 photos taken at the July meeting with a wide assortment of categories – Aircraft, Armor, Figures, Fantasy, Cars & Trucks. There was something for every taste. Enjoy!*

*Mario Pagano's 1/24 AMT Tractor was detailed very nicely.*



*Rich Caserma brought his 1/24 Ferrari 250 California.*



*And his 1/24 F2000 F.1 Ferrari.*

*Cont. on p 11*



# Seen On The Table 7-16-2018 by Steve Muth

Cont. from p 10



1/24 Revell '77 Pontiac Firebird by Mario Pagano.



1/24 junker without motor.



John Lam brought his 1/35 T-90A by Meng.



1/48 Tamiya A6M5 by Steve Martens.


Cont. on p 12



# Seen On The Table 7-16-2018 by Steve Muth

Cont. from p 11

*1/48 Sikorski by Mario Pagano.*



*Revell 1/48 AT-6 Texan cockpit in process by Marshall Voizard.*



*Revell 1/48 AT-6 Texan in work by Marshall Voizard.*

Cont. on p 13



*Cont. from p 12*



*Drummer boy by Gary Morgan.*



*Space characters by Mario Pagano.*

*Cont. on p 14*



*Cont. from p 13*



*War gaming figure by Rick Verriest.*



*Another War Gaming figure by Rick Verriest.*

*Cont. on p 15*



*Cont. from p 14*



*And, yet another War Gaming figure by Rick Verriest.*



*A War Gaming Horde also by Rick Verriest.*



*Joe Yeager brought his 1/35 Dragon PAK 40 75 mm gun that is in work.*

*Cont. on p 16*



# Seen On The Table 7-16-2018 by Steve Muth

Cont. from p 15



A pair of AH-1 (Cobra and Super Cobra) by Mario Pagano.



1/35 Tamiya Panther by Mario Pagano.est.



Gary Morgan brought his 1/24 junker.



BMW Isetta in work by Jim Boulukos.



# Show Calendar Listing for 2018 - 2019

See Bob DeMaio for details

Date/Day	Event & Location	Website
Sept. 16 Sun	Patcon 2018 Hudson Elks Lodge 959 99 Park Street, Hudson, MA, 01749	<a href="http://www.ipmspatriot.org">www.ipmspatriot.org</a>
Sept. 21-22 Fri-Sat	Armorcon Crown Plaza Danbury, CT 06810	<a href="http://calendar.ipmsusa3.org/event/armorcon-1">http://calendar.ipmsusa3.org/event/armorcon-1</a>
Oct. 27 Sat	HVHMG 28 Elks Lodge 29 Overocker Road Poughkeepsie, NY	<a href="http://www.hvhmg.com">http://www.hvhmg.com</a>
Nov. 11 Sun	Baycon 2018 Elks Ha 326 Farnum Pike Smithfield, RI	<a href="http://www.ipmsbaycolony.com">http://www.ipmsbaycolony.com</a>
Nov 17 Sat	Long Island Figure Show Freeport Recreation Center 130 East Merrick Rd. Freeport, NY 11520	<a href="http://www.longislandmodelsoldiers.com">http://www.longislandmodelsoldiers.com</a>
April 6	Mosquitocon 1 Pal Drive Wayne, NJ	<a href="http://www.ipmsnj.org">www.ipmsnj.org</a>
April 12-13 Fri-Sat	Noreastcon 48 Holiday Inn Express 400 Old Ludon Rd. Latham, NY 12110	<a href="http://www.IPMSNENY.org">http://www.IPMSNENY.org</a>

May 4  
Sat  
RepLIcon 29  
Freeport Recreation Center  
130 E. Merrick Rd.  
Freeport, NY  
[www.lisms-ipms.org](http://www.lisms-ipms.org)

May 9-11  
Thu-Sat  
AMPS National  
Buffalo, NY

## SUPPORT YOUR LOCAL HOBBY SHOP

The following Hobby Shops have supported us and are supporting us by paying for ad space here and on our web. Some have also donated raffle prizes for our meetings and our annual RepLIcon. We owe it to them to patronize their store even if we could buy the item for a slightly lower price mail order or on the web. And don't forget to mention that you are a member of the LISMS and appreciate his or her support. Everybody likes a thank you.

Depending upon the size of your purchase, these shops have agreed to provide a possible 10% or more discount if you have our membership card.

### Alsand's Toy Soldiers Plus

[www.alsandtoyandsoldier.com](http://www.alsandtoyandsoldier.com)

Alan & Sandy, Shop closed. On line orders only at this time.

### Baseline Model Inc.

Eric, 250 Little East Neck Rd., West Babylon, NY 11704, (631) 376-0060, Military Model Specialist, old and new kits bought and sold. Retail and Mail Orders. Closed Mondays.

### Get It On Paper

Gary Weickert, 185 Maple St., Islip, NY 11751, (631) 581-3897, open every Saturday noon to 5 PM. – Vintage Toys & Model Kits, Automobilia & auto Literature. Model kits wanted.

### Men-At-Arms Hobbies

James Katona, 134 Middle Country Rd. (Rt. 25), Middle Island, NY (631) 924-0583– Excellent selection of lead miniatures-Historical and Fantasy. Plastic Models, War games & Modeling supplies. Books and Magazines.

### The Marx-Man

John Stengel, (718) 418-9439 – We carry an array of toy soldiers in plastic and metal, from HO to 54 mm/60 mm. Die cast vehicles and Dragon action figures.

### Trainville Hobby Depot

Weekend shows only: website: [www.trainville.com](http://www.trainville.com) and e-mail: [info@trainville.com](mailto:info@trainville.com)





## IPMS /USA MEMBERSHIP FORM

Not an IPMS member? Need to renew your standing? You can clip out and mail in the form, download a fill-in copy from the [LISMS.org](http://www.ipmsusa2.org/store) web site or visit the IPMS store at <http://www.ipmsusa2.org/store> to submit your application on-line.

IPMS #

Name:

Address:

City/State:

Zip:

E-Mail:

Phone:

Signature (required by P.O.)

Type of membership

☐ Adult 1 year \$30.00 ☐ Adult 2 years \$58.00 ☐ Adult 3 years \$86.00

☐ Junior (under 18 yrs) \$17.00

☐ Family, 1 yr \$35 (Adult + \$5, Ones set Journal) How Many Cards?

☐ Canada & Mexico: \$35 ☐ Other/Foreign: \$38 (Surface)

Checks must be drawn on a US Bank or International Money Order

### PAYMENT OPTIONS:

☐ Check

☐ Money Order

☐ Credit Card

Credit Card:



☐ Master Card



☐ Visa



☐ Discover

Card Number:

Exp. Date:

Chapter Affiliation (if any):

If Recommended by an IPMS Member, Please List His/Her Name and Number:

Name:

Number:



Mail Application to: IPMS/USA, Dept. H, PO Box 2475, North Canton, OH 44720-0475