



Proud member of IPMS USA <http://ipmsusa.org>

www.lisms-ipms.org

RED, WHITE & SPRUE

Volume 25 Number 5

★ LISMS Newsletter ★

May 2018



Noreastcom 47: p 3
Museum of American Armor

Museum Visit: p 6
Steven Udvar-Hazy Center

In The Box Kit Review: p 11
1/48 Bv 40 Glider Fighter

Seen on the Table: p 13
19 Models



Next meeting date:
Monday, May 21
7:30 pm to 10 pm

Levittown Public Library
1 Bluegrass Lane, Levittown, NY

Executive Board

President: Robert DeMaio
631 707-3442
taurleo@optonline.net

1st Vice President: Fred Seitz
631 581-1990
seitzfjs3@gmail.com

2nd Vice President: Tim Kelly
516-621-0184
timothykly@aol.com

Corresponding Secretary: Fred Seitz
631 581-1990
seitzfjs3@gmail.com

Secretary: Doug Tantillo
516-541-7576
dtantill@optonline.net

Editor: Steve Muth
516 671-9456
sgmuth@optonline.net

Graphic Design: Al Zygier
917-832-7054
azygier@icloud.com

Cover Model: 1/48 Mosquito
Unknown Modeler
Cover Photo: by Al Zygier

In The Pilot Seat



Ah, peace and tranquility at last. Noreastcon 47 is over and here are the numbers: 95 modelers entered just over 500 models including the multi-model entry categories, according to Fred.

Eighteen of these modelers were our chapter. I have seen modelers from Northern Virginia, Pennsylvania, Delaware Valley, New Jersey Rochester NY, and Connecticut chapters. I believe we had more from the New England States but they didn't catch me to say hello while I was running around constantly. According to Doug we also had about 226 visitors. The only negatives I received about the show were no food provisions for vendors and visitors. That is Nassau County's fault having a contract with Dover Food Services. We tried them one year at the Freeport Rec Center and the pizzas delivered were barely room temperature. The soft drinks weren't close to cold. I complained directly with Dover but it fell on deaf ears and they had our money already. So much for competition. We actually would have been better to host at the American Airpower Museum. More space, food and more hours in the 2 days. The Noreastcon we hosted in 2010 was a huge success. Will there be another? Never say never, but the best hosting is under one roof at a hotel. Finding one on Long Island is just about impossible.


Our Regional Coordinator had a last minute emergency with his wife and had to cancel his trip here. She was in the hospital and Vertigo seems to be the diagnosis and doctors

were planning an MRI. I will still stay in touch with David. I had to host the Region One meeting at our show to announce the Noreastcon next year, The 2018 Chapter of the Year Award went to Mid Hudson Valley (HVHMG) in Poughkeepsie, NY. The 2018 Person of the Year Award went to Robert DeMaio for hosting the most Noreastcons in recent years in order to keep them alive. I was very surprised and honored at the same time. Thank you.

Well, in case you didn't hear, next year Noreastcon 48 will be April 13 & 14, 2019 at a Holiday Inn Express in Latham, NY hosted by IPMS NENY. I imagine they will update their website soon with some details. I am not hearing any grumblings yet on a hosting chapter for 2020, As of my doing this intro for our newsletter, Fred still has to tell us which IPMS Region One chapter won the Noreastcon Trophy Cup at our show, and produce the winner's results. If I get them, I will post and distribute them on our website along with some pictures.


Our next meeting is Monday, May 21st. Jim Boulukous will be hosting a clinic on more basics, tools for sanding, smoothing surfaces, building, tricks(?), etc. There will always be tables for you to bring in models for display and in progress. I will be a year older at this meeting and if anyone says I'm showing my age, it's because I took on this seat. If I give it up, will I get my young appearance back?

**Keep our hobby alive
and well!**




Well, it's over – And what a show it was. I'll leave the stats to Bob in his "In The Pilots Seat". Speaking as a attendee, a vendor, and a contestant, I'd have to say it was a success! There were many attendees, lots of models and from what I heard, lots of sales by the vendors. As usual, I took a lot of photos and have a select few here. Now, these are not representative of what was there, just the ones that caught my eye for one reason or another. Maybe it was unusual or exceptional (to my eye anyway). I don't know if any of them won any awards but in my own internal judging they did and so are included here. There are no captions because the choice was to gather caption material or take pictures and I chose to take pictures. I gave a copy of all that I took to Bob; who, I believe, will be showing them at the May meeting. If your pride and joy is not there – sorry, I missed it!

Enjoy! 





Cont. on p 4

Cont. from p 3



Cont. on p 5

Cont. from p 4



Steven Udvar-Hazy Center Air and Space Museum, Chantilly, VA

Museum entrance.

While on a road trip through PA, MD, and VA we had the good fortune to be able to stop for a day at the Steven Udvar-Hazy Center Air and Space Museum in Chantilly, VA. The SUHC is the new annex to the Smithsonian Air and Space Museum at the Washington, DC Mall. It serves as an overflow repository for many of the NASM aircraft that would never get to see the light of day. The museum itself is a bare-bones display of these planes and other artifacts – some restored, some not. There are no set

pieces or vignettes as in the main museum at the Mall. Like many museums, the planes are simply arranged with low barriers so you can walk among them but not get near enough to touch them or examine them up close and personal.

I found it a very enjoyable experience, and there was enough room around the exhibits to be able to get some decent photographs without obstructions or too many people. The only negative was they do not allow tripods or monopods. Therefore, all photo-

graphs were hand held except where there was something to brace against.

There were enough rarities to overshadow these restrictions though. To note just a few that you are not likely to see anywhere else, there are:

1. Kikka – Japan's 1st jet fighter.
2. Go 229V-3 – Germany's late WWII flying wing fighter
3. Me 163B-1a Komet – Germany's late WWII rocket fighter
4. Ki-45 Nick Japan's twin engine fighter
5. Boeing B.307 – The 1st pressurized airliner
6. Scoreress biplane racer
7. Rheintochter R-1 – Late WWII German 2 stage A-A rocket
8. Fritz X – German WWII operational guided bomb.

Plus, many others. You also have access to a balcony overlooking the restoration workshop where they are restoring/refurbishing the B-26B "Flak Bait" that is still in its original paint.

There are, of course, a large number of other artifacts and aircraft on display from balloon baskets to an SR-71. There is enough to satisfy virtually everyone – racers, early aviation, WWI, WWII, Korea, Viet Nam, etc. It is well worth the trip. You can easily spend a day here and another day at the NASM at the Mall in DC.



Cont. on p 7

Museum Visit *by Steve Muth*

Cont. from p 6



Curtiss P-40E inside the entry way.



Line up of Japanese aircraft.



F-105 on the floor to the right of the P-40.



MXV7 Model 22 Jet powered suicide bomb.

Cont. on p 8

Museum Visit *by Steve Muth*

Cont. from p 7



Ki-45 KAI Nick II fuselage is unrestored.



Curtiss SB2C-5 Helldiver.



The very rare Go 229 V-3 flying wing semi assembled but not restored.



Me 163B-1a Komet rocket interceptor unrestored and in original paint.

Cont. on p 9

Museum Visit *by Steve Muth*

Cont. from p 8



Fa 330A kite was used operationally on some submarines to provide a high look out.



NXN1 Kikka was Japan's first turbo jet.



German Rheintochter R-1 anti aircraft missile was never used operationally.



Fritz X German guided bomb used with good effect as anti ship bomb.

Cont. on p 10

Museum Visit *by Steve Muth*

Cont. from p 9



Hs 117 Schmetterling German guided missile.



Boeing 307 was the first pressurized airliner.




This exotic looking racer is the Mahoney Scoreress.



GMR-3 Little John artillery rocket was not guided.

1/48 Bv 40 Glider Fighter

Czech Model # 4802



The Bv 40 was a heavily armored glider-interceptor designed to be manufactured easily from non-strategic materials. Towed to attack altitude by an orthodox fighter such as the Bf 109, it was to be released over U.S.A.A.F bomber formations for head on attacks. Since the Bv 40 possessed a very small frontal area compared to existing German fighters at the time, it was suggested that the aircraft could not easily be seen by defensive gunners of the attacking bombers. The Bv 40 could then open fire with its two

30mm Mk 108 cannons. At speeds approaching 500 mph it could not easily be “led” by the average gunner.

Specifications for the Bv 40 were prepared in the Autumn of 1943. The prototype was assembled in January 1944 and the first flight occurred in May 1944 with a second flight occurring on June 2nd. A total of 40 flights were undertaken by V-1, V-2, V-4 V-5 and V-7 by the time the project was cancelled in the Autumn of 1944. Handling was considered excellent but presumably it was realized there was little chance by that time of a Bf 109 being able to get a Bv 40 into attack position.

Now to the kit – Admittedly, this is a 21 year old kit. One of Czech Model’s early effort at offering 1-48 scale multi media kits of aircraft not being offered by main stream manufacturers.

Around 1997 the Czech Model Company released this 1/48 kit, #4802, of the prototype Bv 40 as a short run low pressure injection molded product with additional resin parts for some of the cockpit, landing gear and other details. Luckily, it makes into a reasonably accurate representation. It’s all there (well, except for the venturi tube).




It comes in a rather flimsy end opening box with 32 styrene parts (Nine to be replaced with included True Details resin parts) molded in the

ubiquitous medium gray plastic, crème resin on several casting blocks, and 2 vacuum-formed canopies. The styrene and resin parts are each in a separate plastic bag and the instruction sheet, canopies and decal are loose in the box. The moldings look good with petite, consistent recessed panel lines. The wing is a 2 piece affair (top and bottom) and will doubtless require some thinning of the trailing edge. There is some flash and two sink marks were visible on my kit. The wheels are rendered very nicely in resin; as is the cockpit. The seat or pad has molded in seat belts. All the landing gear parts and take off dolly look good. As usual, the rest of the resin parts are nice and crisp although, the flying surface hinges and wing tip skids are rather “bloby”. As with most, if not all, short run kits there are no locating pins or tabs. The decals, for two different aircraft, are excellent, with markings for the V-1 prototype and a fictional Luft ’46 operational aircraft. Registration is good and they appear to be opaque. A Swastika is provided. The instruction sheet is a 4-page affair with a 5-step assembly sequence, a parts tree diagram, a 5-view painting guide and a potted history. All colors are called out as RLM and FS numbers. Believe it or not a cockpit photo is in “RAF Flying Review” Vol. XV, No. 11 (if you can find it) in an article titled “Germany’s Secret Glider fighter” by Gert Huemann. Maybe Gary Weickert has one, or if you have been good this year so far I can scan it for you.

Cont. on p 12

In The box Kit Review *by Steve Muth*


Cont. from p 11



All-in-all it is a nice kit but, as with most short run kits, it will require some modeling skills. With a little effort though, it will make a nice model and it is unlikely to be released again by any main stream manufacturer. They are still around, though, on some hobby shop shelves, on e-bay and at vendor tables at contests. Recommended for modelers with some mixed media experience. ✈️

Seen On The Table 3-19-2018 by Steve Muth

Well, we seem to have filled the room with models again! There were 21 models on the table this time. There were 2 aircraft, 7 Armor, 2 Figures, 1 Sci-Fi, 1 Ship, 1 Diorama, and 2 Vehicles/Cars. Lots of talent on display! Enjoy!



Joe Kruetz brought his Wing Nuts Wings 1/32 Fokker E.I (Early) and took 1st place in Aircraft.



1/48 UPC Ki-46III by Steve Muth.



Takom 1/16 tank in process.

Cont. on p 14

Seen On The Table 2-12-2018 by Steve Muth

Cont. from p 13



Another tank in process.



Yet another tank in process.

Unidentified tank.




1/32 Romanian IAR 80 or 81.

Cont. on p 15

Seen On The Table *2-12-2018 by Steve Muth*

Cont. from p 14




Fred Seitz's ICM 1/48 Do 17.



Close up of Do 17 nose art work.



A6M3 Zeke.



A ship in process.

Cont. on p 16

Seen On The Table *2-12-2018 by Steve Muth*

Cont. from p 15



A Sherman tank.



A WWI scene by Steve Andreano.



Another WWI scene by Steve Andreano.



A Hannomag towing a gun. Again, by Steve Andreano.

Cont. on p 17



*Another WWI
gun scene.*



WWI Howitzer scene.



Yep. Its one of those.



Rick Verreist's 1/72 biplane.

Show Calendar Listing for 2018

See Bob DeMaio for details

Date/Day	Event & Location	Website
Sept. 17 Sun	Patcon 2018 Hudson Elks Lodge 959 99 Park Street, Hudson, MA, 01749	www.ipmspatriot.org
Sept. 21-22 Fri-Sat	Armorcon Crown Plaza Danbury, CT 06810	http://calendar.ipmsusa3.org/event/armorcon-1
Oct. 27 Sat	HVHMG 28 Elks Lodge 29 Overocker Road Poughkeepsie, NY	http://www.hvhmg.com
Nov. 11 Sun	Baycon 2018 Elks Ha 326 Farnum Pike Smithfield, RI	http://www.ipmsbaycolony.com
Nov 17 Sat	Long Island Figure Show Freeport Recreation Center 130 East Merrick Rd. Freeport, NY 11520	http://www.longislandmodelsoldiers.com
April 13-14 Fri-Sat	Noreastcon 48 Holiday Inn Express 400 Old Ludon Rd. Latham, NY 12110	http://www.IPMSNENY.org

SUPPORT YOUR LOCAL HOBBY SHOP

The following Hobby Shops have supported us and are supporting us by paying for ad space here and on our web. Some have also donated raffle prizes for our meetings and our annual RepLIcon. We owe it to them to patronize their store even if we could buy the item for a slightly lower price mail order or on the web.

And don't forget to mention that you are a member of the LISMS and appreciate his or her support. Everybody likes a thank you.

Depending upon the size of your purchase, these shops have agreed to provide a possible 10% or more discount if you have our membership card.

Alsand's Toy Soldiers Plus

www.alsandtoyandsoldier.com

Alan & Sandy, Shop closed. On line orders only at this time.

Baseline Model Inc.

Eric, 250 Little East Neck Rd., West Babylon, NY 11704, (631) 376-0060, Military Model Specialist, old and new kits bought and sold. Retail and Mail Orders. Closed Mondays.

Get It On Paper

Gary Weickert, 185 Maple St., Islip, NY 11751, (631) 581-3897, open every Saturday noon to 5 PM. – Vintage Toys & Model Kits, Automobilia & auto Literature. Model kits wanted.

Men-At-Arms Hobbies

James Katona, 134 Middle Country Rd. (Rt. 25), Middle Island, NY (631) 924-0583– Excellent selection of lead miniatures-Historical and Fantasy. Plastic Models, War games & Modeling supplies. Books and Magazines.

The Marx-Man

John Stengel, (718) 418-9439 – We carry an array of toy soldiers in plastic and metal, from HO to 54 mm/60 mm. Die cast vehicles and Dragon action figures.

Trainville Hobby Depot

Weekend shows only: website: www.trainville.com and e-mail: info@trainville.com



IPMS /USA MEMBERSHIP FORM

Not an IPMS member? Need to renew your standing? You can clip out and mail in the form, download a fill-in copy from the [LISMS.org](http://www.lisms.org) web site or visit the IPMS store at <http://www.ipmsusa2.org/store> to submit your application on-line.

IPMS #

Name:

Address:

City/State:

Zip:

E-Mail:

Phone:

Signature (required by P.O.)

Type of membership

☐ Adult 1 year \$30.00 ☐ Adult 2 years \$58.00 ☐ Adult 3 years \$86.00

☐ Junior (under 18 yrs) \$17.00

☐ Family, 1 yr \$35 (Adult + \$5, Ones set Journal) How Many Cards?

☐ Canada & Mexico: \$35 ☐ Other/Foreign: \$38 (Surface)

Checks must be drawn on a US Bank or International Money Order

PAYMENT OPTIONS:

☐ Check

☐ Money Order

☐ Credit Card

Credit Card:



☐ Master Card



☐ Visa



☐ Discover

Card Number:

Exp. Date:

Chapter Affiliation (if any):

If Recommended by an IPMS Member, Please List His/Her Name and Number:

Name:

Number:



Mail Application to: IPMS/USA, Dept. H, PO Box 2475, North Canton, OH 44720-0475