



Proud member of IPMS USA <http://ipmsusa.org>

[www.lisms-ipms.org](http://www.lisms-ipms.org)

# RED, WHITE & SPRUE

Volume 24 Number 7

★ LISMS NEWSLETTER ★

July 2017

Book Review  
**Captured Eagles**

Kit Review  
**1/48 Vought F6U-1 Pirate**

Photo Essay  
**Boeing AM-1 Mauler**



# IN THE PILOT SEAT



Next meeting date:

**Monday, July 17<sup>th</sup>**

**7:30 pm to 10 pm**

Levittown Public Library

1 Bluegrass Lane, Levittown, NY

## Executive Board

President: Robert DeMaio

631 707-3442

[taurleo@optonline.net](mailto:taurleo@optonline.net)

1st Vice President: Fred Seitz

631 581-1990

[seitzfs3@gmail.com](mailto:seitzfs3@gmail.com)

2nd Vice President: Tim Kelly

516-621-0184

[timothykly@aol.com](mailto:timothykly@aol.com)

Corresponding Secretary: Fred Seitz

631 581-1990

[seitzfs3@gmail.com](mailto:seitzfs3@gmail.com)

Secretary: Doug Tantillo

516-541-7576

[dtantill@optonline.net](mailto:dtantill@optonline.net)

Editor: Steve Muth

516 671-9456

[sgmuth@optonline.net](mailto:sgmuth@optonline.net)

Graphic Design: Al Zygier

917-832-7054

[azygier@icloud.com](mailto:azygier@icloud.com)



The storm last month put a damper on my travel to the club meeting so Bill Schmidt's donation from his give-away items was handed off to Joe Haberkorn and if Joe makes the meeting, we will be doing this. I have a few items to add to this collection, and if you want to contribute anything bring them down. Maybe someone else in the club can use what you don't need any more. This month our meeting is on Monday July 17<sup>th</sup>. I

don't have a clinic set up for this meeting yet and will work on one. If not I may try to show the Noreastcon pictures I took at Rochester. Bring in models in works or finished to display and ask others their opinions. I hear Fred did a dynamite job at the last meeting discussing models. Thanks Fred and that is the kind of enthusiasm the club needs.

I would like to remind all of you that we are hosting the Noreastcon next April and I hope as a model builder you are building and entering what you are working on now and planning to make. Let's see if we can win that Noreastcon Cup back another time.

By the time you read this news the board members will have gone over the Noreastcon Categories, but it's not too late to make suggestions before we go to printing the last week of August. Now is the time to make your suggestions! These can also be applied to the Replicon shows. Suggestions so far have been:

- 1- Separate plastic models from wood models.
- 2- A Category for Paper models.
- 3- Categories for Out-of-Box.
- 4- Only models that are assembled and painted by the builder are eligible.

Gold Coast Hobby in Glen Head has closed this month. Chuck Gonder has been open intermittently some weekends and he has been selling some of his inventory on Ebay. Much of the rest has been donated to various organizations including his ship model club. Sad to see him go. Jim at Men-at-Arms is hanging in there with a cut back of hours since his part timer, Scott moved to the southern states. I believe he is in North Carolina. (Ed.- Last I heard Jim is now open noon to 6 PM on Saturday and Sunday, noon to 7 PM Tuesday thru Thursday, and noon to 9 PM on Friday. He is closed on Monday). Baseline has weekend hours if you visit Eric for supplies. One place you can always count on being open is Bay Shore Hobbies. You just have to be thin enough to walk in the isles, or hold your breath in.

If you are traveling this summer, be careful and return safe.


Keep in mind, it's a hobby to enjoy. well!

*Bob*



**Model:** 1/48 Me 262 A

**Photo:** Stephen Muth



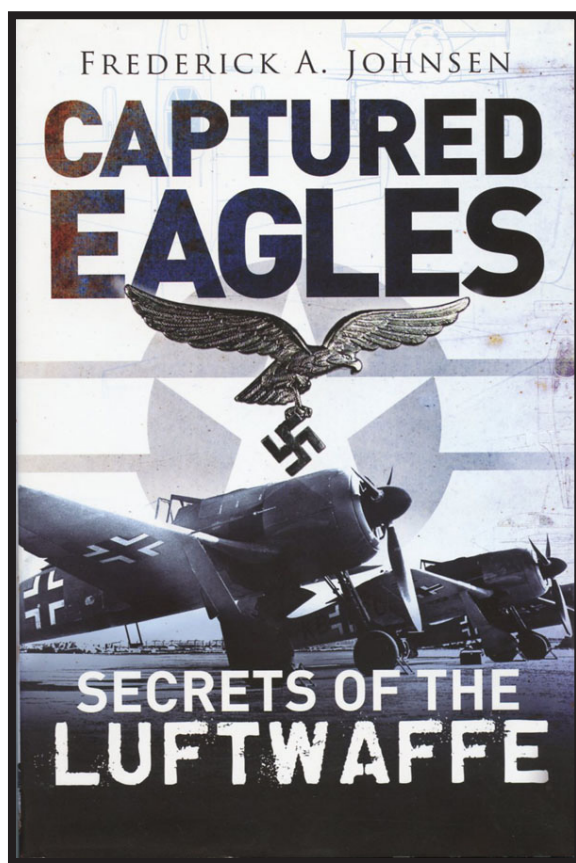
## Captured Eagles Secrets of The Luftwaffe

by Frederick A. Johnsen,

Published by Osprey Publishing, 2014, 256 pages, \$25.95

by Steve Muth

If you have an interest in the Luftwaffe, this is a book you will keep. It is a description of the allied analysis of all thing Luftwaffe before and after the war. Prior to the war analysis was haphazard and was therefore hit and miss. During the war of course, there were crashed aircraft and captured personnel along with the occasional flyable aircraft to analyze. The whole procedure became very detailed with data plates and manuals being obtained. Much useful information was obtained and the endeavor became very substantial. When V-1 Buzz Bombs made their appearance over England in 1944 it took America only several months to reverse engineer it. On August 1<sup>st</sup>, 1944 Wright Field Laboratories made the first successful start and continuous run of a Buzz bomb pulse jet and on August 7<sup>th</sup> issued a directive to manufacture 1000 buzz bombs plus spares. At the end of the war all the allied protagonists sent team out to roam all over Germany to seek out the Reich's technology. All of it, not just the aircraft. They sought, not just the hardware, but documents and laboratory equipment. They interviewed the scientists and



technicians. By far the Americans were the most aggressive and thorough (Watson's Whizzers, and Paperclip programs to name just two) followed by the British, French and Russians in that order. The book goes into considerable detail about how this information was utilized with America, perhaps, having the edge because it's industry was unharmed and at its peak and therefore able to absorb it all. Just in documents alone, the organization, translation and dis-

tribution was a monumental job complicated by the high turnover of personnel at the end of the war.

The book is organized like a thesis, with chapter by chapter notes, a substantial bibliography, and 11 appendices. There are 106 well captioned photographs – 18 pages of mostly full-page color shots. The B&W photos are mostly 3 to a page. The appendices include many source documents in the form of interrogation transcript or summaries. Appendix 7 lists 250 names of German scientist, technicians and engineers (with their area of expertise) still residing in the US in 1947.

It is a well written book and makes fascinating reading.

Recommended. .





## 1/48 Vought F6U-1 Pirate

Micro West, circa long ago and far away

by Steve Muth



*The parts in all their glory.*

The Vought F6U Pirate was one of the very early jet fighters designed to a 1944 Navy requirement that resulted in a Vought contract for three prototypes on December 29th, 1944. Vought was then

awarded a contract for 30 production aircraft. The first production aircraft flew on June 29th 1949 and the first 20 aircraft went to VX-3 for evaluation where they were found to be unsuitable for operational use. They were used for a short time by a Navy Reserve Squadron as they transitioned to jets. The 30 production aircraft accumulated only 945 hours total flight time over the life of the program.

There is only one surviving F6U-1. It is the 2nd production aircraft, Bu No 122479, at the National Naval Aviation Museum, Pensacola, Florida. It was rescued from the Naval Weapons Evaluation Range in New Mexico and restored by the Vought Aircraft Heritage Foundation. It has resided at the museum since 2012.

Surprisingly, there are several 1/72 kits of the Pirate by Pavia, AZ Models, Meikraft and several others. They can be found on e-Bay for anywhere between \$14 and \$30. But, there is only one 1/48 kit. It was made by Micro West a long time ago. It is the subject of this kit review. It came in a large strong plastic bag. It is a multimedia kit of resin, white metal, and a vacuum-formed canopy (that is surprisingly clear but with a few blemishes). The fuselage and wings are in one piece as is the tail assembly. They are molded in tan resin with some-

what heavy recessed panel lines, no wheel wells, and no cockpit opening. The tail pipe recess is about 1/2 inch deep. The intakes are suitably deep with resin upper lips and metal lower lips. There are major mold seam lines on the top and sides of the fuselage, along the wing leading and trailing edges and around the tip tanks which are molded integral to the wings. The tail assembly also has major mold seams on the edges of the control surfaces and a pebbly area on the top of the right horizontal stabilizer. The gun ports are rather blunt and there is no tail hook. On the positive side, the mold seems to capture the rather blunt lines of the Pirate very well and the white metal parts aren't bad considering the age. There are 2 resin parts, 11 white metal parts, and one vacuum-formed canopy for a total of 14 parts. There is a decal sheet for one aircraft. It has 4 white and red only stars and bars, a # 13 aircraft number and small lettering NAVY F6U-1 for the rudder. There is a one sheet B&W instruction sheet with an exploded view and a few painting notes.

Should you momentarily lose your wits and decide you must have (perchance to build) a 1/48 Micro West F6U Pirate and you can find one (make me an offer I can't refuse) you must buy Steve Ginter's book Chance Vought F6U Pirate. It is now sold By Specialty Press or can be had on e-Bay for about \$10.00. It is a gem and the only game in town. A flight Manual is also available from [flight-manuals-online.com](http://flight-manuals-online.com) for \$9.95. . 🐉



F6U-1 Pirate side view courtesy of The National Naval Aviation Museum.

# F6U-1 "PIRATE" ASSEMBLY INSTRUCTIONS

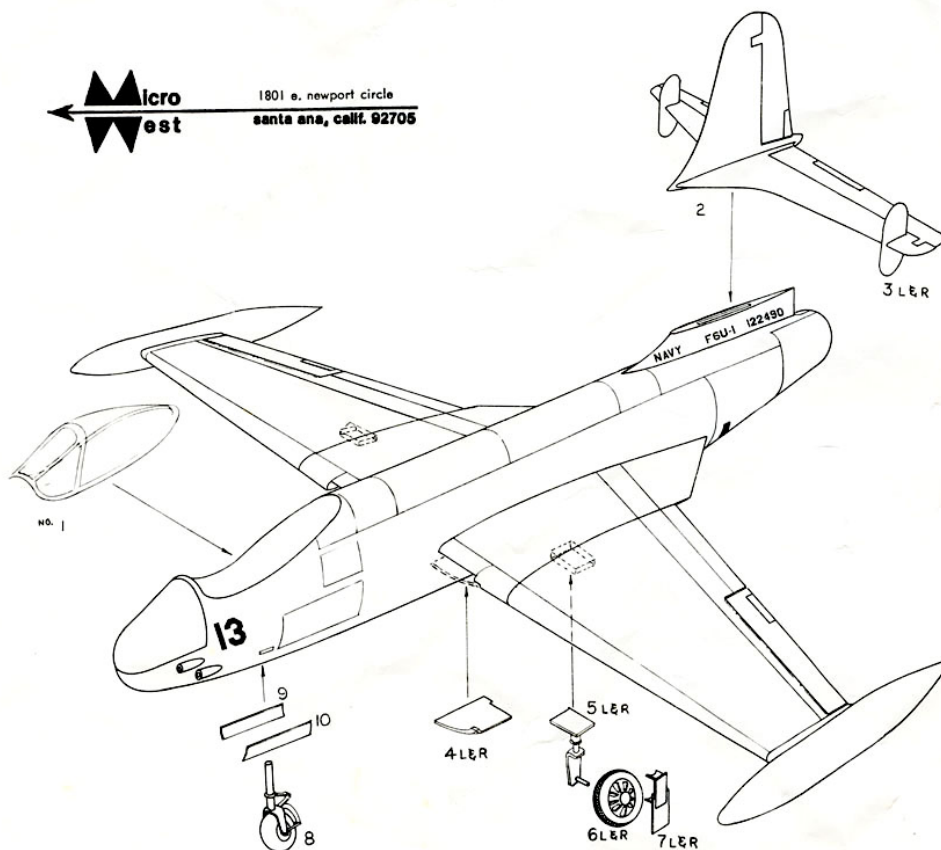
Excellent color layout in  
Dec. 77 Wings, Vol. 7,  
No. 6, PP 34-3

1. Wash all parts thoroughly to remove mold release before assembling parts.
2. Remove excess flash with sanding stick, small file or X-Acto knife. (Use Crazy Glue or Hot Stuff for assembly.)
3. Cement tail assembly # 2 to stub fin on fuselage. Fill joint with body putty.
4. Cement air intake panels #4L and 4R to underside of wing. Fill joint with putty and sand smooth.
5. Paint pilot figure and cockpit area. Trim canopy to fit, paint frame and cement in place.
6. Assemble parts #3L and R thru # 10, paint entire model midnight blue and apply decals as shown.

The instruction sheet is almost adequate.



1801 e. newport circle  
santa ana, calif. 92705







# PHOTO ESSAY Boeing AM-1 Mauler

Two AM-1s have been photographed by the author, Bu. No. 122397 (22397?) at the National Museum of Naval Aviation (NMNA) in Florida in 2012 and Reg. No. N5586A, Bu. No. 22260 at the Commemorative Air Force Museum (CAF) at Midland, TX in February 2001. It has since been in storage at the Glen L. Martin Maryland Aviation Museum in Maryland. The NMNA AM-1

was delivered to the USN in March of 1949 and logged 673 hours before being retired in 1953 from the Naval Air Reserve. During its active life it served at Naval Air Stations in Atlanta, Georgia, and St. Louis, MO. Prior to being delivered to the NMNA in 1971, it was stored at the Aberdeen Proving Ground in Maryland. 🇺🇸

*Left front view of the AM-1 Mauler at the National Museum of Naval Aviation.*



*NMNA Cockpit left forward view.*

*NMNA Cockpit right forward view.*






*NMNA cockpit seat  
viewed from above.*



*NMNA Cockpit combing  
under the windscreen sans  
the gun sight.*



*Mighty Pratt & Whitney  
R4360 side view.*

*continued on page 8*





# PHOTO ESSAY **Boeing AM-1 Mauler**

*continued from page 7*



*Mighty Pratt & Whitney R4360 left front.*



*Lots if detail in the right wing fold of the NMNA aircraft.*



*NMNA right main landing gear outboard.*





*Commemorative Air Museum left main landing gear outboard.*



*CAM left main landing gear well looking forward.*



*NMNA tail wheel left side.*



*NMNA tail wheel well rear.*

## Show Calendar Listing for 2017

See Bob DeMaio for details

Date	Event & Location	Website	Day
July 26-29	IPMS National Convention La Vista Conference Center Omaha, Nebraska	<a href="http://www.ipmsusa2017.com">http://www.ipmsusa2017.com</a>	Wed-Sat
Sep 17	Patcon 2017 Hudson Elks Lodge 959 99 Park Street, Hudson, MA, 01749	<a href="http://www.ipmspatriot.org">www.ipmspatriot.org</a>	Sun
Sept. 22-23	Armorcon Crown Plaza Danbury, CT 06810	<a href="http://calendar.ipmsusa3.org/event/armorcon-1">http://calendar.ipmsusa3.org/event/armorcon-1</a>	Fri-Sat
Oct. 21	HVHMG 28 Elks Lodge 29 Overocker Road Poughkeepsie, NY 12603	<a href="http://www.hvhmg.com">www.hvhmg.com</a>	Sat
Nov. 12	Baycon 2017 Elks Hall 326 Farnum Pike Smithfield, RI 02917	<a href="http://www.ipmsbaycolony.com">www.ipmsbaycolony.com</a>	Sun
Nov. 11	IARS Freeport Recreation Center 130 East Merrick Rd. Freeport, NY 11520	<a href="http://www.wix.com/liarsmodelcarclub/liars">http://www.wix.com/liarsmodelcarclub/liars</a>	Sat
Nov. 18	Long Island Figure Show Freeport Recreation Center 130 East Merrick Rd. Freeport, NY 11520	<a href="http://www.longislandmodelsoldiers.com">http://www.longislandmodelsoldiers.com</a>	Sat
April 7, 2018	Mosquitocon 1 Pal Dr. Wayne, NJ HYPERLINK	<a href="http://www.ipmsnj.org">http://www.ipmsnj.org</a>	Sat
April 27 & 28	2018Noreastcon 47 Museum of American Armor Round Swamp Rd. Bethpage, NY HYPERLINK	<a href="http://www.lisms-ipms.org">http://www.lisms-ipms.org</a>	Fri-Sat

## SUPPORT YOUR LOCAL HOBBY SHOP

The following Hobby Shops have supported us and are supporting us by paying for ad space here and on our web. Some have also donated raffle prizes for our meetings and our annual RepLIcon. We owe it to them to patronize their store even if we could buy the item for a slightly lower price mail order or on the web.

And don't forget to mention that you are a member of the LISMS and appreciate his or her support. Everybody likes a thank you.

Depending upon the size of your purchase, these shops have agreed to provide a possible 10% or more discount if you have our membership card.

### Alsand's Toy Soldiers Plus

[www.alsandtoyandsoldier.com](http://www.alsandtoyandsoldier.com)

Alan & Sandy, Shop closed. On line orders only at this time.

### Baseline Model Inc.

Eric, 250 Little East Neck Rd., West Babylon, NY 11704, (631) 376-0060, Military Model Specialist, old and new kits bought and sold. Retail and Mail Orders. Closed Mondays.

### Get It On Paper

Gary Weickert, 185 Maple St., Islip, NY 11751, (631) 581-3897, open every Saturday noon to 5 PM. - Vintage Toys & Model Kits, Automobilia & auto Literature. Model kits wanted.

### Men-At-Arms Hobbies

James Katona, 134 Middle Country Rd. (Rt. 25), Middle Island, NY (631) 924-0583- Excellent selection of lead miniatures-Historical and Fantasy. Plastic Models, War games & Modeling supplies. Books and Magazines.

### The Marx-Man

John Stengel, (718) 418-9439 - We carry an array of toy soldiers in plastic and metal, from HO to 54 mm/60 mm. Die cast vehicles and Dragon action figures.

### Trainville Hobby Depot

Weekend shows only: website: [www.trainville.com](http://www.trainville.com) and e-mail: [info@trainville.com](mailto:info@trainville.com)





## IPMS /USA MEMBERSHIP FORM

Not an IPMS member? Need to renew your standing? You can clip out and mail in the form, download a fill-in copy from the [LISMS.org](http://www.lisms.org) web site or visit the IPMS store at <http://www.ipmsusa2.org/store> to submit your application on-line.

IPMS #

Name:

Address:

City/State:

Zip:

E-Mail:

Phone:

Signature (required by P.O.)

Type of membership

☐ Adult 1 year \$30.00 ☐ Adult 2 years \$58.00 ☐ Adult 3 years \$86.00

☐ Junior (under 18 yrs) \$17.00

☐ Family, 1 yr \$35 (Adult + \$5, Ones set Journal) How Many Cards?

☐ Canada & Mexico: \$35 ☐ Other/Foreign: \$38 (Surface)

Checks must be drawn on a US Bank or International Money Order

### PAYMENT OPTIONS:

☐ Check

☐ Money Order

☐ Credit Card

Credit Card:



☐ Master Card



☐ Visa



☐ Discover

Card Number:

Exp. Date:

Chapter Affiliation (if any):

If Recommended by an IPMS Member, Please List His/Her Name and Number:

Name:

Number:



Mail Application to: IPMS/USA, Dept. H, PO Box 2475, North Canton, OH 44720-0475