

# ***RED WHITE & SPRUE***

Volume 23 Number 7

July 2016

## **LISMS NEWSLETTER**



- **IN THE PILOT'S SEAT**
- **KIT REVIEW – REVELL 1-24 FORD GT-40 #2**
- **MUSEUM VISIT - INTREPID SEA, AIR AND SPACE MUSEUM, NYC**
- **SEEN ON THE TABLE - JUNE 20, 2016**
- **MEMBER PROFILE - MATT KOZERSKI**

# In the Pilot Seat

Our meeting is Monday July 18<sup>th</sup>. It's vacation time the next two meetings so we won't plan anything special that members will miss out on. Bring in models you are working on, and any finished projects. Also if you purchased any new kits that you may want to display.

RepLIcon 28 will be held on Saturday March 25<sup>TH</sup> at the Freeport Recreation Center, the kick-off show of 2017! We have the date approved with the DLC at IPMS, Freeport Recreation Center has the date for us, and a flyer will be made up by the end of August. It will be LISM's 45<sup>th</sup> Anniversary. The theme will be "Into the Future" with emphasis on space and Sci-Fi. There are plenty of kits available now and with the resurgence of three more additional Star Wars movies, we hope to widen the category. Sorry but Legos are not permitted.

There has always been issue with judges at contests. I've been hearing it for years since I entered contests back in the 70's. "Well I won first at one show and a 3rd at another." Reasons most likely that there may be new models competing against you, different judges, or different lighting can make it difficult for judges. One thing we hate to hear is the judges swaying the other judges for the winners. This falls under the quote, *"If you see or hear something, say something!"* I can deal with the previous reasons, but I have zero tolerance for the later. I have experienced several cases of it, was able to correct the situation for some and eventually had to approach the contest heads to say what I saw. This sometimes causes a rift between chapters. Being tactful about it isn't easy but the approach has to be made and hopefully resolved. Last fall I judged at shows without any problems. Maybe chapters all over should be providing clinics on "How to Judge." As long as there is competition for the first, second and third place award, complaints will continue to flourish. Last year I have pushed to try the "Open Judging System" for all categories in our RepLIcon show. I know there are several chapters who have made the switch. At some point in time I can see us doing so, or at least give a test run.

If I don't see you at the next two meetings due to vacation trips or just enjoying the summer weather, enjoy!

Keep our hobby alive and well!

Bob

## From the editor -

Lets all wish our graphic artist, Al Zygiel, a get well wish. He fell and broke his shoulder when going down the stairs in the subway. He will be incapacitated for a while. So....the newsletter will have a new look as I get up to speed on "Publisher". I'm sure he would welcome a call or e-mail. Al does a great job on the Newsletter and we should all tell him so and wish him a speedy recovery.

Steve



## In The Box Kit Review

Another oldie but goodie

### 1/24 Ford GT-40 #2, Revell #7130

By Steve Muth

From the instruction sheet:

The powerful Ford GT-40 Mark II was developed by Ford Motor Company with the single-minded purpose of winning the famed Le Mans 24-hour race. It was powered by a 7-liter pushrod engine derived from the high performance mass produced street engine. It developed 485 brake horsepower that could propel the sleek GT to speeds in excess of 215 miles per hour. The semi monocoque steel chassis was fitted with a steel roof and pivoting front and rear fiberglass body panels. Goodyear racing tires were fitted to Halibrand magnesium wheels.

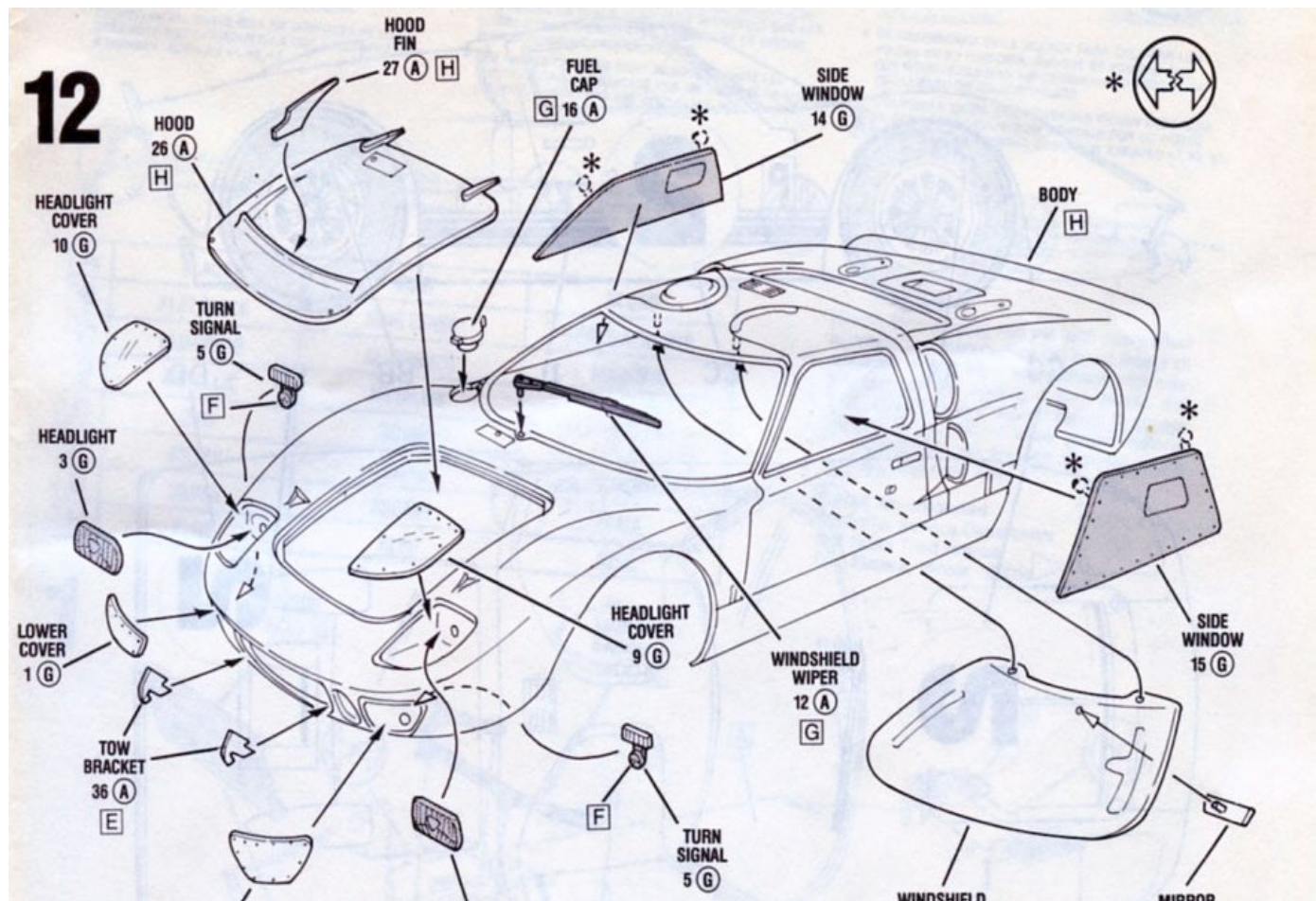
The Ford GT-40s dominated Le Mans in 1966 and several years thereafter. Race #2 won the first of Ford's Le Mans victories. GT-40s dominated with 3 cars far ahead of the competition. A desire by Henry Ford II himself to have a photo finish (After 24 hours of racing!) resulted in a controversy, giving the win to the #2 car, driven by Chris Amon and Bruce McLaren, because it started further back in field at the start! The #1 car, driven by Ken Miles and -----, that actually crossed the finish line first was declared 2<sup>nd</sup>!

This kit is of the GT-40, race #2. It consists of 105 parts on five sprues (1 chrome, 2 white styrene, 1 clear and one rubber), a separate body, a metal rear axle, 4 rubber tires and a PE fret. There is minimal flash and only a few sink marks on the belly pan. Ejection pin marks are in unobtrusive places. The body molding is excellent. All the gates on the sprues are small. All-in-all the molds are good but not as crisp as on recent kits. The decals look opaque with good registration except for a fender located logo (which I have not seen on photos of the real car). See "Road & Track" June 2016 issue. There are separate decals for each dashboard instrument and for the tire logos.



issue. There are separate decals for each dashboard instrument and for the tire logos.

The instructions are adequate on four pages with 16 assembly steps. A color callout table is provided. Everything is packaged in a rather flimsy top opening box normal for the era (1989).





## Getting to know our members: Matt Kozerski

1. **Tell us a little about yourself. How and when did you get started building models?** I started when I was 10 years old and built an AMT car model.
2. **What was the first plastic model you ever made?** My first model was a an AMT Mercury.
3. **What is your favorite scale?** I build mostly 1/48 for aircraft and 1/24 for cars.
4. **Armor, Aircraft, Cars, Ships, Figures, Fantasy.... What is your favorite subject? What do you build the most?** Now I build mostly cars aircraft and trains.
5. **Why do you model? What drives you to keep building? What is your goal (If you have one)?** I find model-ing is relaxing and it develops my artistic skills.
6. **What is your favorite part of building a model? Painting? Constructing? Weathering? Researching?** My favorite part is constructing the model.
7. **What is the least favorite part?** Cleaning the parts.
8. **What is your dream project?** To build a Pocher model.
9. **How many kits do you have in your stash? How many kits would the kit police find in your house/garage? What would most of them be? Why do you keep buying?** I have something like 300 kits of all types but most are of old cars from the '20s and '30s.
10. **Describe your modeling space. Is it the kitchen table? A basement workbench? Or a super-sized man-cave?** I build on a work table.
11. **Do you listen to music when you model? What kind?** No. I find it distracting.
12. **Do you have a secret ingredient or technique? Do you have a special modeling tip you would like to share?** No special techniques or ingredients, just basic modeling skills.
13. **Desert Island Kits? Name 5 models you would take with you if you were shipwrecked and had to spend the rest of your life like Robinson Caruso.** 1/16 Model "T" Ford, 1/32 F-105 Thunderchief, Titanic, "The General" Locomotive and a Steam ship with sails.
14. **What is the model you are proudest of and why?** A 1/18 Hubley Duesenberg die cast kit. It went to-gether really well.
15. **What was biggest disaster in building a model?** I had a model where the paint just wouldn't stick. It just ran off.

16. How many “works in process” do you have and when did you last finish a model? I have five in work.  
The last one I finished was about a month ago.
17. What is your favorite tool? A nail file.
18. How did you hear about LISMS and what persuaded you to join? I went to a show when it was held at  
the old Poly Tech near Republic Field.
19. What other hobbies or interests do you have? Bicycling, real cars and reading about other museums.
20. What model would you most like to see kitted at a reasonable price? Scale? A Dragon Wagon – a tractor  
for tanks.
21. What old kit would you like to see re-released? The old Russian Atomic Bomber. I think it was a Bison  
but I’m not sure.

**This space is blank as a reminder that I need material for this newsletter. I am beginning to run out of stuff to re-view and need some help. Anything. Ship, Sci-Fi, Aircraft, Car, Figures, Humor — you name it. You don’t need work in process shots or Pulitzer prize written material. Just put some words on the paper and include what the kit is with a brief description of what you found in the box. If you built it then a few words on the good parts and/or problems. We can take it from there.**

**Yhaos,  
Steve**

# Museum Visit

## The Intrepid Air & Space Museum

Pier 86, 12<sup>th</sup> Ave & 46<sup>th</sup> St, NYC

Reviewed by Steve Muth



On July 3<sup>rd</sup> my 2 kids, my 3 grandkids and my wife & I went into the city and went to the Intrepid Museum. The weather was beautiful and we had a good time. This was the first time I had gone there since it was restored several years ago. All the aircraft appeared to have been repainted and they had the Space Shuttle Enterprise there for a little extra \$\$\$. All in all, we had 9 people so let me give you a hint. Many public libraries have passes good for 6 people. I got one and my daughter got one so all nine of us got in free. Not only that, we got in with the members only group and avoided the humongous line for everyone else. Nice!

Almost all the planes are on the flight deck. Pride of place went to the Lockheed A-12 Blackbird, a Kfir and a F3H Demon. On the Hanger deck were the TBM Avenger, FJ-4 Fury and the British Scimitar. Aside from the planes I found the Anchor chain room the most fascinating. Each link is 150 Lbs. (and there are a lot of them). In its entire life the ship only dropped anchor twice!

If you haven't been there, it is worth going, particularly if you can get a pass at your library.

Anyway, Here are the planes.

*The Regulus I is mounted on its launcher on the submarine Growler.*







*This Lockheed A-12 was a CIA bird, Article 122. It was used as a radar-test example in early 1962 at Area 51 near Groom Lake, Nevada*



An Israeli Kfir C-1 was donated to the museum by the Israeli Government.



This F-16A was deployed by the NY ANG to the Persian Gulf in support of Operation Desert Storm. It is on loan from the National Museum of Naval Aviation.



This F-4N Phantom served with VMF-323 on combat standby during the failed Iranian hostage rescue mission of 4-24-80. It is painted as it appeared at that time.

This F3H-2N is on loan from the National Museum of Naval Aviation.







Grumman S-2 Tracker



Two more Grumman birds— a long nose F11F-1, #5 aircraft of the Blue Angels and an F9F-8 .



Grumman F14B Tom Cat



French Etendard was a gift from the French Government.



Bell UH-1 Huey



This Bell AH-1 Cobra served with the Marines.





Sikorski Helicopter



Italian Aermacchi MB-339 in the colors of the "Freccie Tricolori" - Of The Italian Aerial Demonstration Team.



Beech T-24A Mentor painted as a T-34B of the Navy.



Originally a British Harrier Mk. 1 delivered in 1st batch to The USMC. Upgraded to An AV-8C



Douglas XBT2D-1 Dauntless II later remaned AD-1 Skyraider. One of the 15 prototypes.



MiG-17 Fresco built and flown by Poland.

This MiG-21PFM flew with Polish AF. It is painted as a Vietnamese Air Force aircraft of the 921st Fighter Regiment

Vought F-8K Crusader





## Seen On the Table at the 6-20-16 Meeting

There were 11 models on display at the meeting. Steve Andreano, Marshall Voizard, Ray O'Neill, Doug Tantillo, John Lam, Michael Goldberg, Bob DeMaio and Matt Kozerski all showed off their handiwork. Included were six works in progress. Not a bad showing guys! Was that a real Renwal Nike Ajax Doug? Or is it a new Revell rerelease?


Steve Muth



1/35 Dodge WC56 truck in process by Matt Kozerski



1/48 Italian SM-84 by Ray O'Neill



John Lam's Towed gun in process.



Bob DeMaio's Anti tank gun.



1/32 Nike Ajax in progress by Doug Tantillo




1/35 21cm Howitzer by Steve Andreano





Hasagawa 1/700 IJN Kaga just started by Marshall Voizard



A Panda 1/35 Cougar 4x4 MRAP in pork by Mike Goldberg.



1/35 Stuart Tank by Steve Adler



1/35 M5 anti tank gun by Steve Andreano



John Lam's TOW Launcher in work.



# Workshop— MUD and DIRT

By Rob Ravizzio

Rob gave a very good workshop on the techniques he uses to depict mud and dirt.



## Model Show Calendar Listing

<b>Date</b>	<b>Event &amp; Location</b>	<b>Website</b>	<b>Day</b>
Aug 3 – 6, 2016	<b>IPMS National Convention 2016</b> Columbia Metropolitan Convention Center 1101 Lincoln St Columbia, SC	<a href="http://www.ipmsusa2016.com/">http://www.ipmsusa2016.com/</a>	Wed-Sat
Sept 11, 2016	<b>Patcon 2016</b> Hudson Elks Lodge 959 99 Park Street,	<a href="http://www.ipmspatriot.org">www.ipmspatriot.org</a>	Sun
Sept. 23-24, 2016	<b>Armorcon</b> Crown Plaza Danbury, CT	<a href="http://www.militarymodelers.org">www.militarymodelers.org</a>	Fri-Sat
Oct. 22, 2016	<b>HVHMG 27</b> Elks Lodge 29 Overocker Road Poughkeepsie, NY	<a href="http://www.hvhmg.com">www.hvhmg.com</a>	Sat
Nov. 13, 2016.	<b>Baycon 2016</b> Elks Hall 326 Farnum Pike Smithfield, RI 02917	<a href="http://www.ipmsbaycolony.com">www.ipmsbaycolony.com</a>	Sun
Nov. 12, 2016	<b>LIARS</b> Freeport Recreation Center 130 Merrick Rd. Freeport, NY	<a href="http://www.wix.com/liarsmodelcarclub/liars">http://www.wix.com/liarsmodelcarclub/liars</a>	Sat
Nov. 19, 2016	<b>Long Island Figure Show</b> Freeport Recreation Center 130 Merrick Rd. Freeport, NY	<a href="http://www.longislandmodelsoldiers.com">http://www.longislandmodelsoldiers.com</a>	Sat

### Who we are:

#### Executive Board:

President Robert DeMaio, 631-707-3442, [Taurleo@optonline.net](mailto:Taurleo@optonline.net)

Vice President: Roger Carrano, 347-531-6719, [jeepnot@aol.com](mailto:jeepnot@aol.com)

Corresponding Secretary: Fred Seitz, 631-581-1990

Secretary: Doug Tantillo, 516-541-7576

Editor: Steve Muth, 516-671-9456, [sgmuth@optonline.net](mailto:sgmuth@optonline.net)

Graphic Design: Al Zygier, 917-832-7954

Contest Chairman: Fred Seitz, 631-581-1990

We Meet on the third Monday of the month at:

Levittown Public Library

1 Bluegrass Lane

Levittown, NY