



Proud member of IPMS USA <http://ipmsusa.org>

[www.lisms-ipms.org](http://www.lisms-ipms.org)

# RED, WHITE & SPRUE

Volume 23 Number 5

★ LISMS NEWSLETTER ★

May 2016



- Kit Review - 1/32 Yokosuka MXY-7
- Photo Essay - The National Museum of WWII
- Make n Take





Next meeting date:

**Monday, May 16<sup>th</sup>**

**7:30 pm to 10 pm**

Levittown Public Library

1 Bluegrass Lane, Levittown, NY

## Executive Board

President: Robert DeMaio

631 707-3442

[taurleo@optonline.net](mailto:taurleo@optonline.net)

Vice President: Roger Carrano

347 531-6719

[jeepnot@aol.com](mailto:jeepnot@aol.com)

Corresponding Secretary: Fred Seitz

631 581-1990

[seitzfjs3@gmail.com](mailto:seitzfjs3@gmail.com)

Secretary: Doug Tantillo

516-541-7576

[dtantill@optonline.net](mailto:dtantill@optonline.net)

Editor: Steve Muth

516 671-9456

[sgmuth@optonline.net](mailto:sgmuth@optonline.net)

Graphic Design: Al Zygier

917 832-7054

[azygier@icloud.com](mailto:azygier@icloud.com)

Contest Chairman: Fred Seitz

631 581-1990

[seitzfjs3@gmail.com](mailto:seitzfjs3@gmail.com)



We finished another Noreastcon and it was a hit! There were 90 modelers who put 425 models on the table. I am convinced that the number of modelers have decreased from 2010 with 2010 who entered then are being lost, whether it be to moving to another state, loss of interest, and those lost in passing. There were twelve children who participated in the make-n-take, yet only one Bantam person entered and no Juniors between

ages 13 & 17. What is happening? What else do we need to do? We had 252 walk-in visitors which has been average the last five years. I want to thank those members who put so much time and effort to help out. To those who I observed enjoying the show and didn't help, I am very disappointed. Apparently it doesn't bother you.

The halftrack rides were a huge success. I heard one person say it was bumpy. Well, what did he expect of a military vehicle? There was a lot of talk on Facebook about them. I didn't get a ride yet.

Next year we should be back at Freeport with Replicon. Sorry but no atmospheric venue other than a gym. After a hard study of Spring and Fall dates we are headed to the Spring again in April. The date has to be coordinated with the Recreation Center and IPMS, then I can announce it. I have an idea to celebrate our 45th Anniversary. If you have any ideas bring them to the meeting and we'll write them down. Yes we have to think about next year.

Our next meeting will be on Monday May 16th in Levittown Library. Bring in models to display and in works. There are always peers to talk to for suggestions and offer info on your workmanship. Heads up! A fellow may be bringing in a four foot model of an F-14 he wants painted. It's all put together, he wants it painted in the Jolly Rogers scheme. I will not do it! If someone wants to tackle it, make sure he is clear on what he wants you to do. If you cannot do a professional job, don't do it. It's a four foot model and will not be a simple job to spray paint.

Spring shows have come to a close with Noreastcon. Next year the Niagara Frontier and Rochester chapters are sharing the responsibility of hosting Noreastcon 46 between the two cities. I will have info at the meeting. The Nationals are the summer fling event in Columbia, SC. A good lengthy road trip! If you don't make it, 2017 will be out west.

Well, I am still trying to recover some stamina from our show and catch up with homeowner chores that were neglected. I know this is silly to ask members but does anyone want to help? LOL!!!!

Keep our hobby alive  
and well!



**Model:** Full scale Noreastcon

**Photo:** Al Zygier



# 1/32 Yokosuka MXY-7 Ohka Type 22

**RS Productions**


Reviewed by Steve Muth



The MXY-7Ohka Type 22 was an attempt by the Japanese to extend the range of the Ohka 11 suicide bomb from 23 miles to 81 miles by replacing the three solid fuel rocket motors in the tail with a motor-jet engine. This engine used a conventional reciprocating four-cylinder gasoline engine, TSU-11, driving a single one- piece air compressor wheel. This in turn fed into a chamber with fuel spray nozzles much like an afterburner. Although 50 airframes were completed only three engines were built before the end of the war. It is not known if it was ever flight tested with a motor. The Ohka 22 at the NASM Udvar-Hazy Museum facility at Dulles airport is the only known survivor. It has been on display since December 2003.

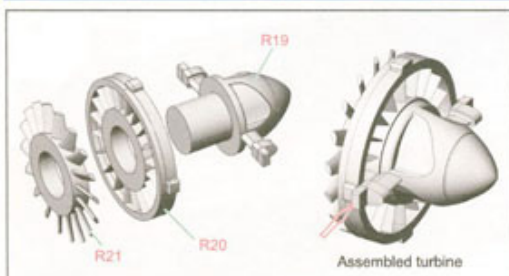
The kit is multi-media with Resin parts, 2 P.E. frets, and vacuformed canopy, although the windscreen is cast clear resin. There are 60 parts including a very nice dolly. Instructions must be down loaded from a web site (<http://tinyurl.com/Ohka22-32>). There are 9 pages and is very complete with 17 walk around photos of the real thing in color. There

are 29 exploded view sketches with text and color three views for markings. The decals are for the aircraft on display at the Udvar-Hazy Museum. This all comes in a very sturdy top opening corrugated cardboard box. All the resin parts are in several plastic bags with the clear parts in a bag of their own. The fuselage halves are in bags of their own (they are very heavy) as are the wings, which are solid. The pour blocks are rather large and will require substantial work to cut them off. All the ity bity parts are in another bag. There is full cockpit detail. All the recessed panel lines are appropriate for the scale and are not overdone. The decals are excellent with good registration, many stencils and instrument faces. There is a parts diagram with part number callouts. The jet engine is included but not the compressor engine. The fan/air compressor can be seen in the air intakes when completed.


All-in-all an excellent kit but not for the novice. I suspect there will be a limited number of kits made available so if you want one it would be advisable to get one while you can. 

Continued on p4

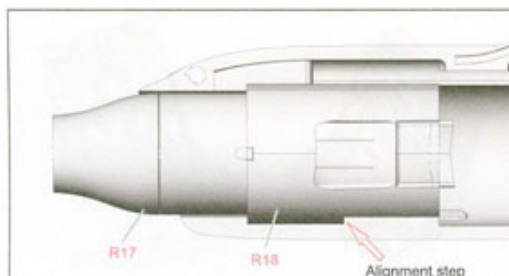




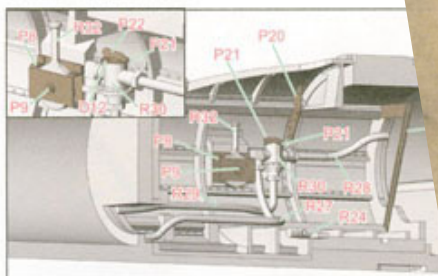
Start by assembling the turbine. Note how the "tabs" on part R19 align with the "tabs" on part R20. Also note the direction of the turbine blades on part R21.



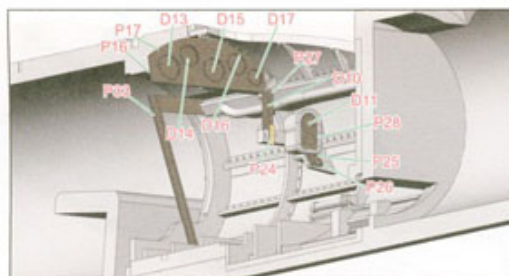
The assembled turbine fits into the recess at the end of part R18. Note how the parts are aligned in relation to the intakes. The nozzle part R17 slots into part R18 using the "tabs" for alignment. It is possible to add the turbine after the fuselage is closed.



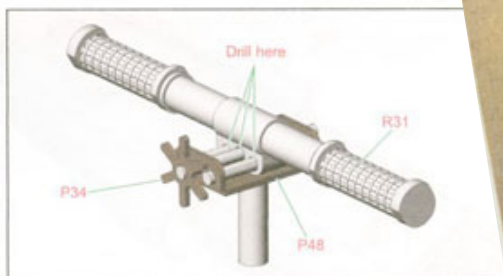
Fit part R18 with the turbine in place into one half of the fuselage. Note the alignment step at the bottom.




Bend part P8 as shown. The throttle lever R32 is sandwiched inside P8. Apply decal D12 to part P21. Paint parts R27 and P21 red. Pair R28 and R29 silver. The cockpit interior colour is a dark green very to IJN Green.



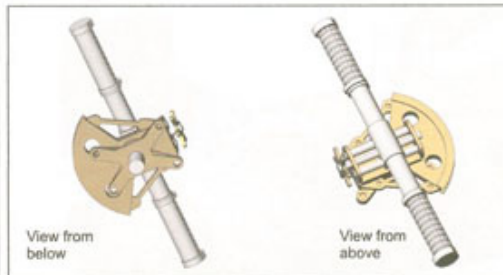
Apply the decals to the various instrument openings as shown. Please refer to the references. Paint the pipe at the top of the left cockpit wall blue.



Using a 0.5 mm drill bit, drill three holes in the centre "knuckle" of the rudder bar. The location of these holes is already marked into the resin part. Insert three pieces of 0.5 mm rod onto these holes as well as the holes in part P48 as shown above.



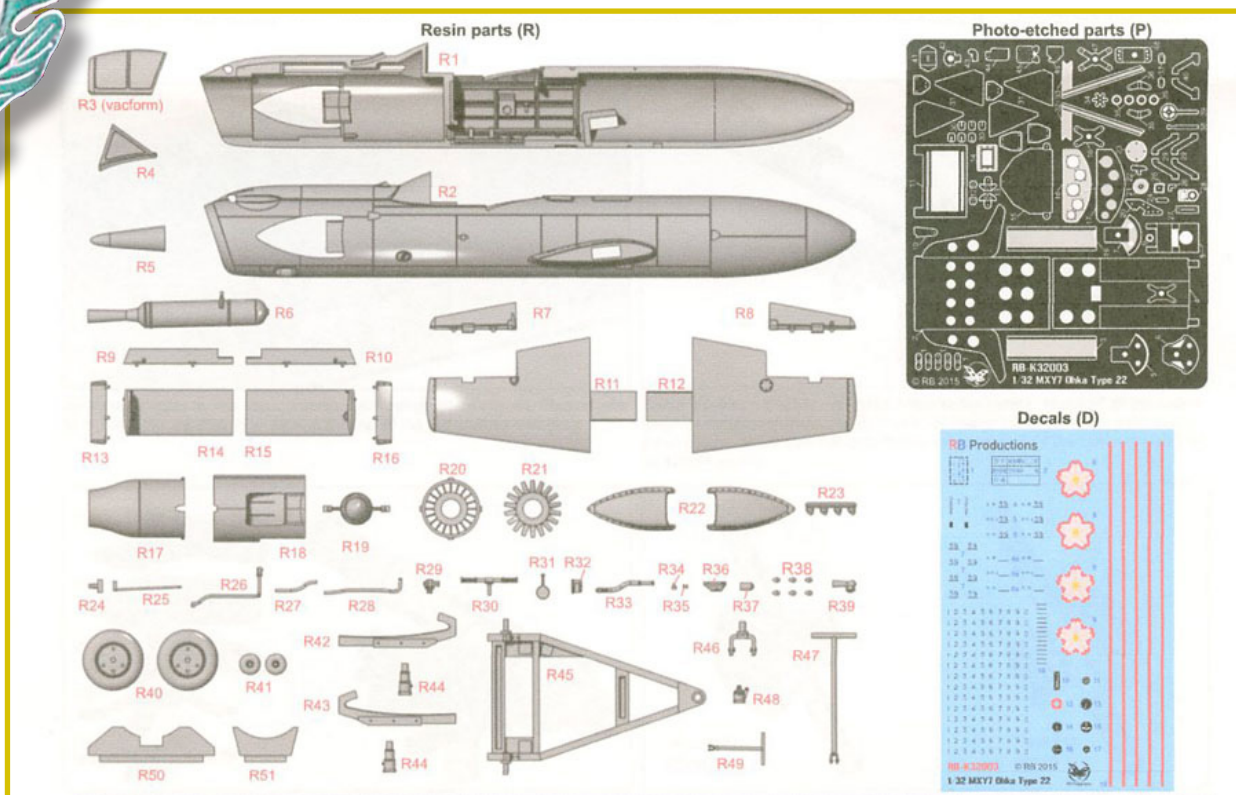
Assemble the rudder cable "drum" as shown and then insert the assembled rudder bar into it.



Please refer to the above images to build and assemble the rudder bar mechanism.











# The National Museum of WWII

**In New Orleans, LA**

Reviewed by Steve Muth








We went to New Orleans for a small vacation during spring break. We were there for a week and while there we visited the National Museum of WWII. It is a new facility and still expanding with a new building going up. It is very well done. Upon entering you are first guided into a Merchant Marine presentation and displays then a series of vignettes, video presentations and a self-guided audio tour of the European Campaign. All very well done. After that, the Pacific Campaign is given the same treatment. Most of the armor displays are outside while the aircraft, unfortunately, are all hung from the ceiling inside. They can, however, be viewed from an elevated walk way. One exception was a Tuskegee P-51D that was on the floor in

the process of being raised to also be displayed like the others. At the end you should not miss their I-Max like 4D theater presentation "Beyond Boundaries" with Tom Hanks. It is awesome! The fourth dimension is seats that shake at appropriate times during the presentation and the smell of smoke at certain times. It should be required for all the younger generation that did not experience WWII, either in the war or at the home front. It is informative and sobering while be entertaining too.

It was well worth the visit and you should plan on all day if you ever get to go there. It is not your typical dusty museum. 🚗














## MUSEUM VISIT











*The group at work.*



*Quentin Valdez, 6, and his sister Erika came from New Jersey.*



*Madeline Reynoso, 4, with Dad.*



*Jacob Mansfield, 5, was very proud of the final result.*





*Vincent Marini, 8, was also very proud of his X-Fighter.*



*Two guys stopped by and had a good time too.*



*Aelyshe Boughe was proud of her work when she finished it.*



*Aelyshe Boughe at work on her X-Fighter.*



## Show Calendar Listing for 2016

See Bob DeMaio for details

Date	Event & Location	Website	Day
Aug 3 - 6	IPMS National Convention 2016 Columbia Metropolitan Convention Center 1101 Lincoln St Columbia, SC	<a href="http://www.ipmsusa2016.com/">http://www.ipmsusa2016.com/</a>	Wed-Sat
Sept 11	Patcon 2016 Hudson Elks Lodge 959 99 Park Street, Hudson, MA	<a href="http://www.ipmspatriot.org">www.ipmspatriot.org</a>	Sun
Sept. 23-24	Armorcon Crown Plaza Danbury, CT	<a href="http://www.militarymodelers.org">www.militarymodelers.org</a>	Fri-Sat
Oct 22	HVHMG 26 Elks Lodge 29 Overocker Road Poughkeepsie, NY	<a href="http://www.hvhmg.com">www.hvhmg.com</a>	Sat
TBA	Baycon 2015 Elks Hall 326 Farnum Pike Smithfield, RI 02917	<a href="http://www.ipmsbaycolony.com">www.ipmsbaycolony.com</a>	Sun
Nov 12	LIARS Freeport Recreation Center 130 Merrick Rd. Freeport, NY	<a href="http://www.wix.com/liarsmodelcarclub/liars">www.wix.com/liarsmodelcarclub/liars</a>	Sat
Noc 19	Long Island Figure Show Freeport Recreation Center 130 Merrick Rd. Freeport, NY	<a href="http://www.longislandmodelsoldiers.com">http://www.longislandmodelsoldiers.com</a>	Sat

## SUPPORT YOUR LOCAL HOBBY SHOP

The following Hobby Shops have supported us and are supporting us by paying for ad space here and on our web. Some have also donated raffle prizes for our meetings and our annual RepLICon. We owe it to them to patronize their store even if we could buy the item for a slightly lower price mail order or on the web.

And don't forget to mention that you are a member of the LISMS and appreciate his or her support. Everybody likes a thank you.

Depending upon the size of your purchase, these shops have agreed to provide a possible 10% or more discount if you have our membership card.

### Alsand's Toy Soldiers Plus

[www.alsandtoyandsoldier.com](http://www.alsandtoyandsoldier.com)

**Alan & Sandy**, Shop closed. On line orders only at this time.

### Baseline Model Inc.

**Eric**, 250 Little East Neck Rd., West Babylon, NY 11704, (631)376-0060, Military Model Specialist, old and new kits bought and sold. Retail and Mail Orders. Closed Mondays.

### Get It On Paper

**Gary Weickert**, 185 Maple St., Islip, NY 11751, (631) 581-3897, open every Saturday noon to 5 PM. - Vintage Toys & Model Kits, Automobilia & auto Literature. Model kits wanted.

### Gold Coast Hobby

[www.GoldCoastHobby.com](http://www.GoldCoastHobby.com)

**Charles Gonder**, 8 railroad Ave, Glen Head, NY 11545, (516)759-9094, Planes, Boats, Cars & Armor. A full line hobby shop dedicated to customer service.

### Men-At-Arms Hobbies

**James Katona**, 134 Middle Country Rd. (Rt. 25), Middle Island, NY (631)924-0583- Excellent selection of lead miniatures-Historical and Fantasy. Plastic Models, War games & Modeling supplies. Books and Magazines.

### The Marx-Man

**John Stengel**, (718)418-9439 - We carry an array of toy soldiers in plastic and metal, from HO to 54 mm/60 mm. Die cast vehicles and Dragon action figures.

### Trainville Hobby Depot

Weekend shows only: website: [www.trainville.com](http://www.trainville.com) and e-mail: [info@trainville.com](mailto:info@trainville.com)



Photo by Al Zygiar





## IPMS /USA MEMBERSHIP FORM

Not an IPMS member? Need to renew your standing? You can clip out and mail in the form, download a fill-in copy from the [LISMS.org](http://www.lisms.org) web site or visit the IPMS store at <http://www.ipmsusa2.org/store> to submit your application on-line.

IPMS #

Name:

Address:

City/State:

Zip:

E-Mail:

Phone:

Signature (required by P.O.)

Type of membership

☐ Adult 1 year \$30.00 ☐ Adult 2 years \$58.00 ☐ Adult 3 years \$86.00

☐ Junior (under 18 yrs) \$17.00

☐ Family, 1 yr \$35 (Adult + \$5, Ones set Journal) How Many Cards?

☐ Canada & Mexico: \$35 ☐ Other/Foreign: \$38 (Surface)

Checks must be drawn on a US Bank or International Money Order

### PAYMENT OPTIONS:

☐ Check

☐ Money Order

☐ Credit Card

Credit Card:



☐ Master Card



☐ Visa



☐ Discover

Card Number:

Exp. Date:

Chapter Affiliation (if any):

If Recommended by an IPMS Member, Please List His/Her Name and Number:

Name:

Number:



Mail Application to: IPMS/USA, Dept. H, PO Box 2475, North Canton, OH 44720-0475