



Proud member of IPMS USA <http://ipmsusa.org>

www.lisms-ipms.org


RED, WHITE & SPRUE

Volume 23 Number 4

★ LISMS NEWSLETTER ★

April 2016

- **Book Review - Dragon Lady Today**
- **Photo Essay - The London Science Museum**
- **Kit Review - 1/87 Glencoe Thor Missile**
- **Kit Review - 1/32 Lacrosse Missile**
- **On the Table & Contest Winners**





Next meeting date:
Monday, April 18th
7:30 pm to 10 pm

Levittown Public Library
1 Bluegrass Lane, Levittown, NY

Executive Board

President: Robert DeMaio
631 707-3442
taurleo@optonline.net

Vice President: Roger Carrano
347 531-6719
jeepnot@aol.com

Corresponding Secretary: Fred Seitz
631 581-1990
seitzfjs3@gmail.com

Secretary: Doug Tantillo
516-541-7576
dtantill@optonline.net

Editor: Steve Muth
516 671-9456
sgmuth@optonline.net

Graphic Design: Al Zygier
917 832-7054
azygier@icloud.com

Contest Chairman: Fred Seitz
631 581-1990
seitzfjs3@gmail.com



In the Pilot Seat

Mosquitocon 25 is over for this year. Their website posts 523 models on the tables. There were plenty of armor on display. As usual I took pictures, but hope we get to see them all at Noreastcon. That should be a boost in moral for us. I'd like to see those numbers at Noreastcon. Several of our chapter members were there and were noticed as I was told by Big Bill and a couple of their members. Fred wanted to stay to help them out judging and since I rode with Fred, I judged as well. We brought a few entries. I entered five models and won 5

awards with four of them. Fred, Bill, Kyle, Jim, and Steve Andreano took awards too. As for the vendors, NJ said they sold out 100 tables. Here is what I observed. Gene was the only guy who had anything new and that was in armor. He isn't into aircraft so finding new in that category wasn't available. If you wanted older kits and what appeared to be modelers basement buy outs, that's what you had plenty of to choose from. You stood a better chance of buying from book and accessory tables. Belle and Blade was at a couple of locations so they were visible with only 2 tables of movies, shirts and patches. What the vendors need to do is bring newer items produced the past 2 years with some price competition, accessories for the kits, tools like what Red Frog carries, and decals. I hope there will be a variety at our show. There are a few new vendors coming to us but I don't know what they are selling.

By the time you read this, there will have been two Region One, one day shows ended. Doc said it was an oversight when he approved them the same weekend. It happens. Our Noreastcon is falling on the same weekend as a Region Two show in Northern Virginia. These overlaps have always been for there are so many chapters and so few weekends avoiding functions. We have to decide when we will host Replicon next year. Do we go back to the end of March? We'll see. BTW, we celebrate LISMS's 45th Anniversary! Do we go BIG? We aren't through our event and there are thoughts of next year. A presidents job is never done. Who will step up to be the next president?

Our next meeting at Levittown on the 18th will feature Steve Andreano's continued picture show that many were certainly entertained to ask for his return. We had a leak with the Keurig Coffee maker last month so we are looking to remedy it but I am up to my eyes in show mode.

Some Noreatscon 45 news! Mark has moved vehicles around last month for house maintenance. He mentioned giving us the whole center area and that puts a rubber stamp "NG" on my floor plan. Takes me back to square one but I have to go measure the total area to see what I have to work with. It appears that we will have some kind of food for the judges, our members and museum staff, not from Dover. I met a 101st reenactor at the museum who said he and a few others will be there in dress. Hobby Fanny will miss Friday but will be there all day Saturday. If you wanted something from him, I hope you contacted him directly when I told you last month. It's not too late if you still want something.

Check our website from time to time for updates! Well, I saw Roger again and he is making an effort to show at Noreastcon! I hope he does. He wants to see you members and enter a few models that I helped pick out.

Well, I have to get back to our event homework. You know, e-mails, vendors, floor plans, badges, signs, posters, company dealings, etc. Am I having fun yet? I was encouraged to hear many modelers there were telling me they are or want to attend.

Keep our hobby alive and well!

Bob



Model: Strange tank like thing w rocket tubes
by Rick Verreist
Photo: by Steve Muth

Dragon Lady Today

The Continuing Story Of The U-2 Spyplane by Chris Pocock, , 2015, 102 pages, SB

Reviewed by Steve Muth

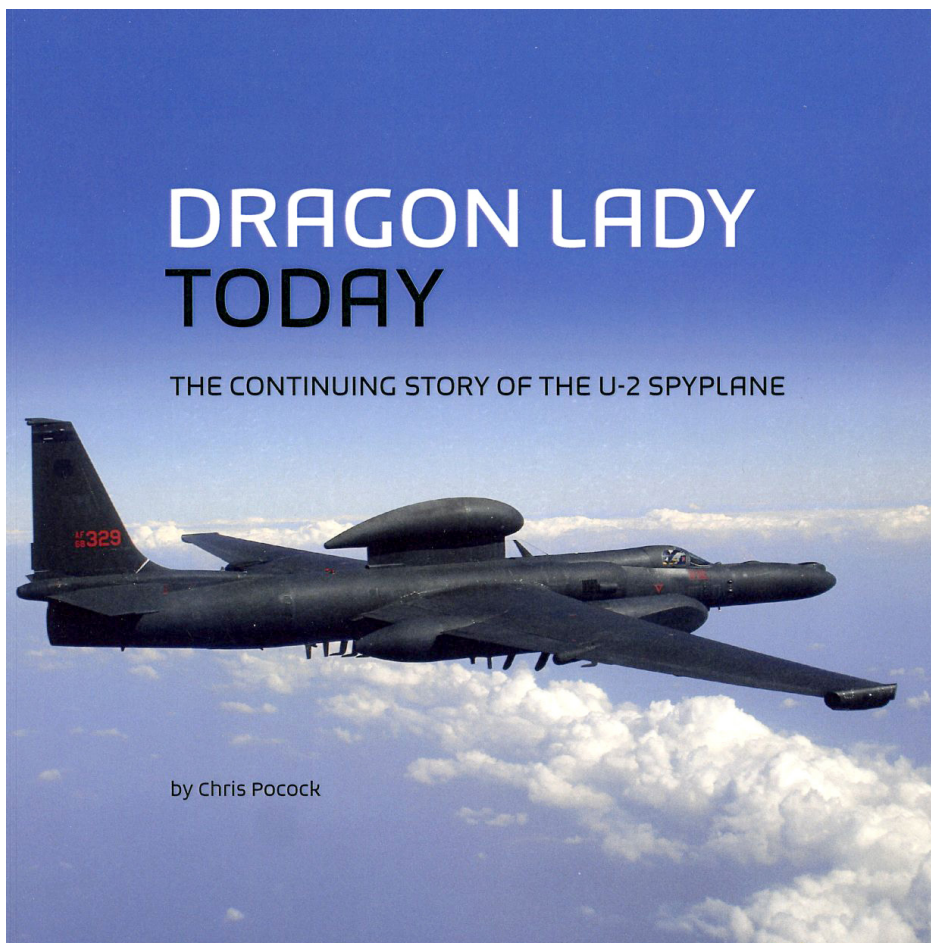
Chris Pocock's "50 Years of the U-2" published by Schiffer Publishing in 2005 covers the first generation of U-2s. Now, 10 years later he has published a sequel that takes up where that book left off. It is really the story of the latest iteration of the U-2. This is the story of the much larger and more capable U-2R and U-2S that can and do cruise at 70,000 feet with 5,000 pounds of payload for up to 12 hours. Dating from the late 1960s as the U-2R, these new U-2s have been serving over 35 years. Along the way they have been updated with a new engine, the GE F-118, and innumerable avionic fits. It has flown in virtually every part of the globe.

In late 2005 the Air Force decided to retire the venerable U-2 in favor of the Global Hawk. A decision it was soon to regret. It soon found that the Global Hawk could not do the job of the U-2. Even after 4 major upgrades it is still deficient to the U-2, that has been doing what it does for many years. The only thing the Global Hawk has over the

U-2 is loiter time. 30 hours for the Global Hawk vs 12 for the U-2. In all other parameters the U-2 is superior. Altitude, payload, time to climb and many others. Additionally, being un manned the air traffic control agencies in many

countries would not permit the Global hawk to operate in their airspace. Not only that, mission planning took weeks and were not amenable to changes.

This book goes into the fight between the U-2 Community and the Global Hawk proponents in great detail and passion. Even now with the Global Hawk up to Block 40 configuration and 11 years of development, it still cannot perform



the U-2 mission.

In addition to describing the current U-2 vs Global Hawk controversy the book is a great read and contains a plethora of color photos. Recommended to anyone interested in aviation and a must read for anyone with a particular interest in the Dragon Lady. 🐉



Of a Thor IRBM at the London Science Museum in the UK

Thor missiles were operational in the UK with 20 squadrons under project Emily with the first being deployed in August 1958. All were deactivated by September 1963 as the Atlas came on line. There were a total of 60 missiles deployed by the UK. The missiles deployed had the same conical nose cone as the USAF versions and was totally different than depicted in the Glencoe Models kit. 🇬🇧



Profile of the conical nose of the operational Thor in the UK. Also shown is the front handling dolly.

Right front view of the nose also with the front handling dolly.






Right front view of the aft handling dolly.



Right rear view of the missile with the exhaust bell and aft handling dolly.



PD-USGov-Military-Air Force




Right side view of the aft part of the missile with profile of the exhaust bell.

1/87 (H0 Scale) Thor

Glencoe Models # 08904

Reviewed by Steve Muth



The Thor guided missile was the Air Forces first ballistic missile. It was an intermediate range missile with a 1500-mile range and was inertially guided. It was in competition with the Army's Jupiter missile. In the event both were produced but the Thor went on to be a satellite launcher now known as the Delta. The Thor and Jupiter were produced to fill the gap while the Atlas, with 5,000-mile range was being developed. With a limited range, they were deployed primarily in England, Italy and, in the case of the Jupiter, in Turkey.

The Kit


It is nice to see some of the old missile kits of the '50s being rereleased. Glencoe, Revell and Round 2 are doing it. Round 2 is rereleasing Hawk, AMT Lindberg and several other brands. In September of 1957 the Adams label released the Thor and this reissue is that kit under the Glencoe Models label. The model is actually of one of the early prototypes that had a rounded nose cone rather than the blunt nose cone or more pointed nose cone of later versions.

The kit is packaged in a sturdy corrugated cardboard box with top opening lid and nice color art work on top. The instructions are a cobbled up version of the original Adams kit. It appears Glencoe cut up the Adams instruction with scissors and patched them up with some typed introduction and new side view drawings for decal placement then copied them on a Xerox copier. They are adequate but not pretty. The decals are very good with excellent registration.

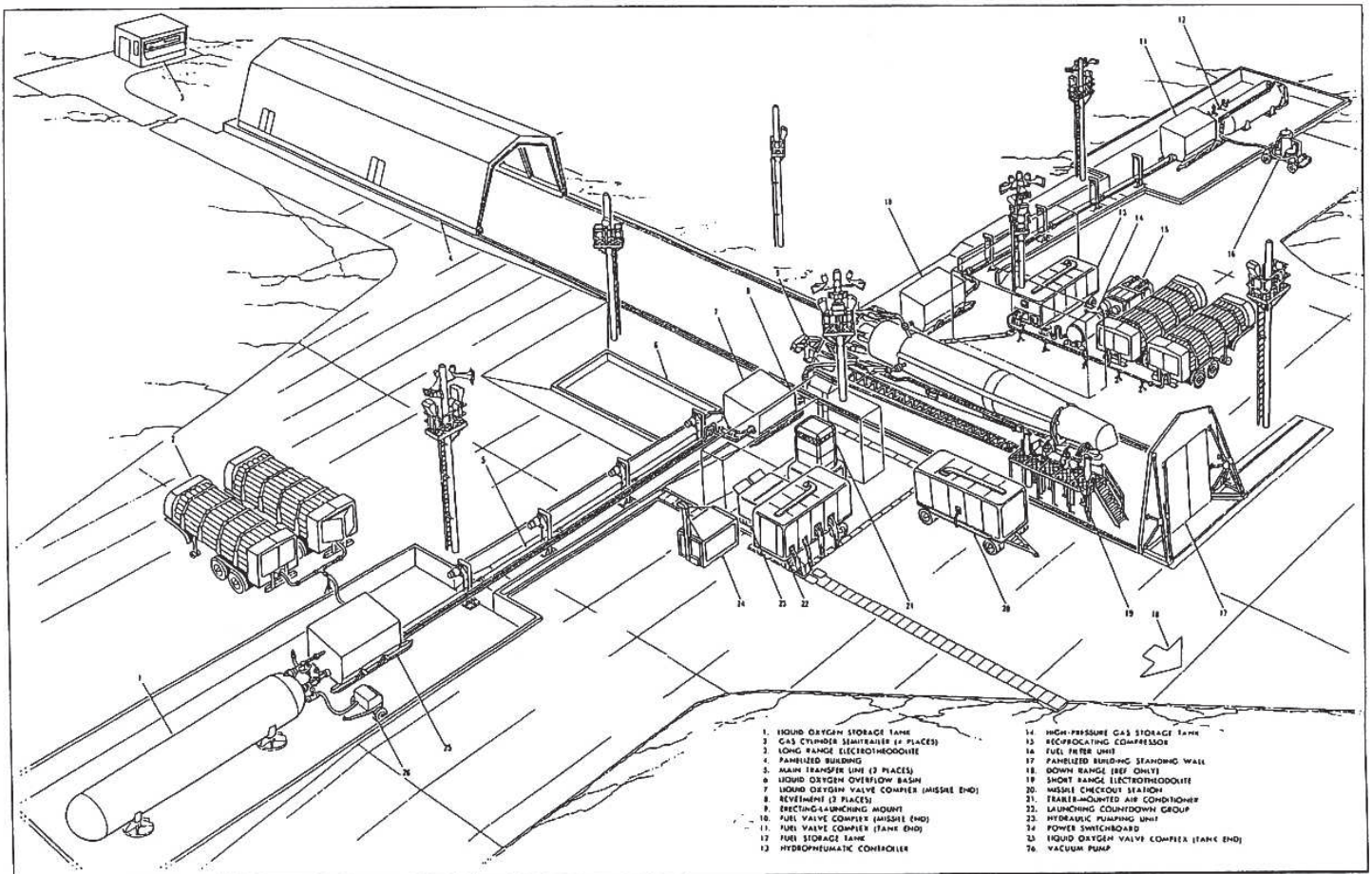
The kit has 60 parts including the missile (10 parts in white) and the balance of 50 parts in dark gray for the launch platform with 4 crew members. The molds for the missile are excellent; particularly considering their age. There are no sink marks and minimal flash on my example. The molds for the launch platform look good except there is more flash; about what I would expect from the '50s state of the art. There are no ejection pin marks that I could see but several of the parts had raised part numbers in inconspicuous areas. The figures are remarkably good given the age of the molds.

It would be nice to see others that have not been rereleased like the Bomarc, Regulus II, Honest John with Launcher etc. One can hope.

Anyway, if you want something new to try or even just for old times' sake this kit is recommended. 🍽️



Left: "Lion's Roar," the first launch of a Thor IRBM by an RAF crew, takes place at Vandenberg AFB on 16 April 1959; Right: the first SAC launch of an Atlas missile (Atlas 12D) takes place at Vandenberg AFB on 9 September 1959. SAC then declared the Atlas weapon system operational.

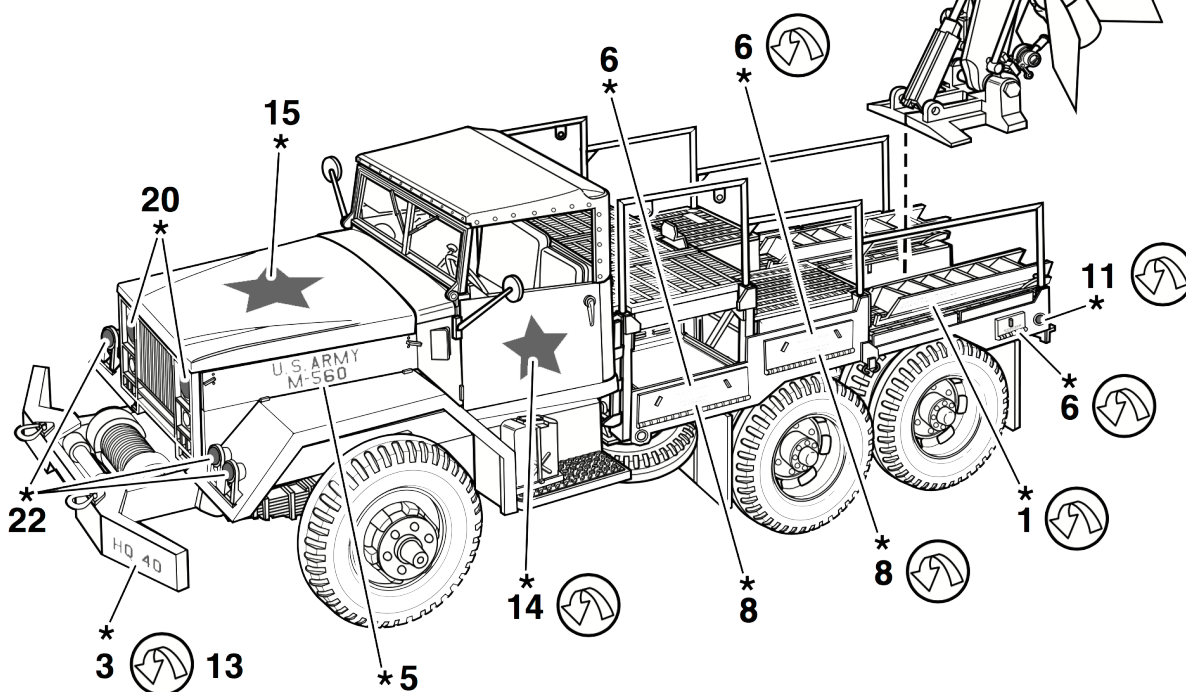
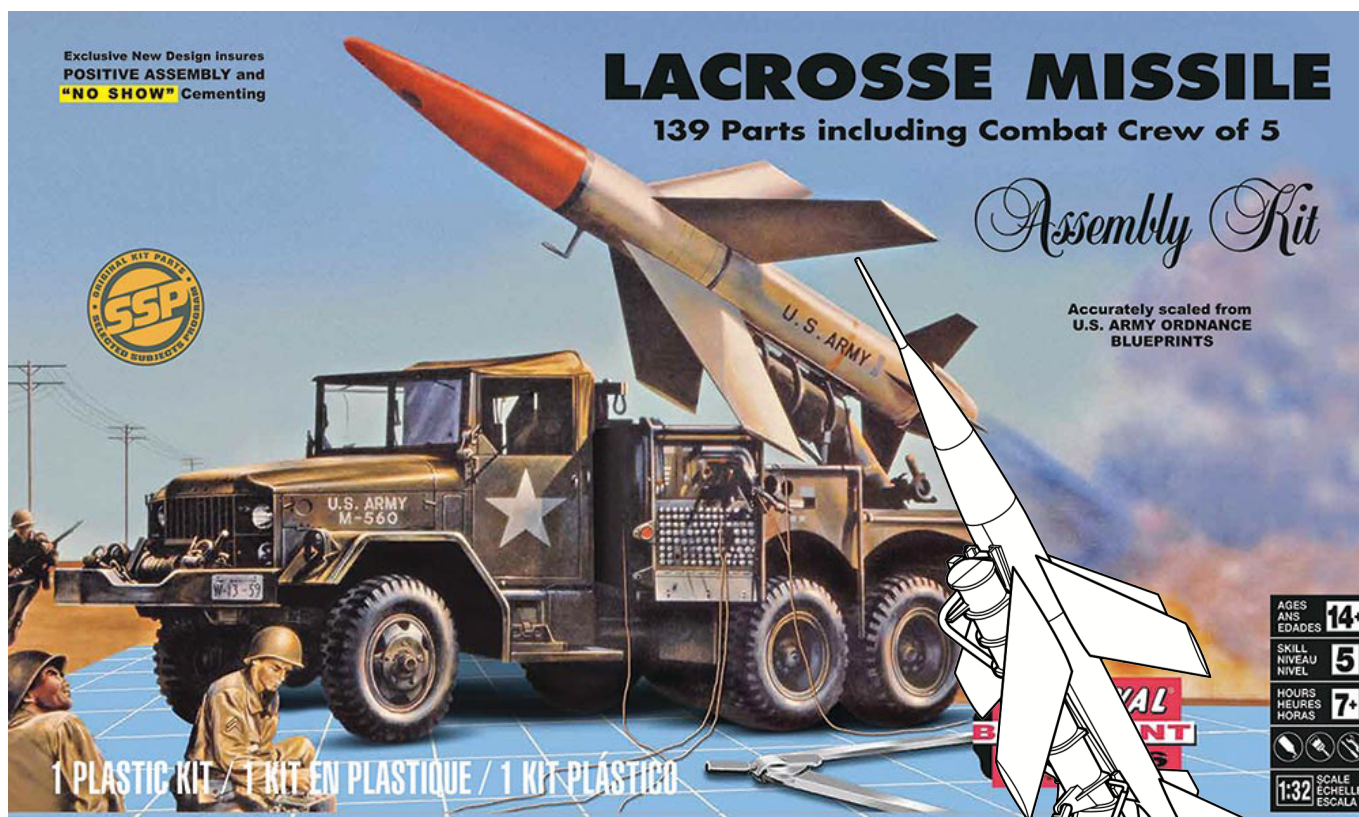


Drawing of a Thor launch emplacement showing the ground support equipment.

1/32 Lacrosse Missile

by Revell/Renwal Blueprint Models, Revell # 85-7824

Reviewed by Steve Muth





Revell is continuing their program of reissuing many of their older but good kits. This offering should not be confused with Revell's own 1/40 Lacrosse kit. So far, besides the Corporal, they have released the Redstone, the V-2, the Nike Hercules, the Honest John and possibly the Raytheon Hawk missile battery. Their latest release is the Lacrosse Missile complete with launcher truck. Maybe we will see the Terrier Missile, X-4 and some of the 1950s Sports Racer and Formula 1 cars. I'm sure there are a lot of neat molds stashed away.

The Lacrosse missile was a short range missile (12 miles Max) that could be fitted with a W-40 low yield nuclear weapon (programmable between 1.5 and 10 KT) or a conventional HE warhead. It was truck launched and spin stabilized with terminal guidance by a forward observer. With an experienced crew and ideal conditions it was quite accurate but suffered from poor reliability and a susceptibility to jamming much like its contemporary the Corporal missile. It was operational from 1959 to 1964. Eight battalions were formed with one going to Korea, one retained in the

U.S. and the rest going to Europe.

Anyway, getting to the kit review – You get a missile and launcher/2.5 ton truck. Unfortunately, Renwal and subsequently Revell used a truck modified from their 5 ton M62 Wrecker kit. Operationally, a 2.5 ton M398 truck based on the M45 truck was most commonly used. Early models, in the development, used a M387 truck based on the M44 6X6 truck. These are easily distinguished by the single rear wheels. The M398 and M62 have dual rear wheels. Since the M62 is about 12% larger than the M398 it would take major work to bring the truck up to the correct size and configuration. I doubt that anyone, except those with a particular interest would know the difference.


The missile and truck/launcher are molded in medium gray styrene; 10 parts for the missile and the rest for the truck/launcher for a total of 105 parts plus 5 crew members and an acetate sheet for the windows. The parts are bagged in a flimsy top opening box with original art work from the '60s. The crew members are crude and of dubious value. There is a comprehensive 16 page instruction booklet with 13 assembly steps. The front wheels are poseable and the decals are adequate but nothing to get excited about. All the parts are bagged. As you would expect from a kit of this vintage and era there is some flash but not as bad as you might expect. There are some sink marks, mostly on the figures, and ejection pin marks on the truck parts but most are in unobtrusive locations. Thankfully, the grated work stands are free of these defects and look good. The missile body looks good too ex-

cept for several access panels that stand very proud of the surface and beg to be sanded or filed down and re-scribed.


I hope all these re-releases of old '50s and '60s kits of esoteric subjects are financially successful and result in even more of the old molds being dusted off and re-released. I for one would love to see the old Regulus II missile, the X-4, XP-90, XP-92, the Terrier and Talos missiles and a slew of others. I think the nostalgia market alone would support them and the subject matter would not have any competition. After all, what mainstream manufacturer would produce a new mold of any of them.

Recommended for those interested in missiles and the offbeat or just a trip down memory lane. Maybe without the pressure of AMS we can get back to the pleasures of just building a kit for the enjoyment of it. 🛠️





SEEN ON THE TABLE - Spring 2016 Contest Results *by Steve Muth*

With over 32 models on the table for our Spring Meeting Contest I would say it was a success.! The caliber of the models was, as usual, excellent with everything but ship models on display. A good time seemed to be had by all. Enjoy! 

All photos by Steve Muth unless otherwise noted.

Here are the results from the meeting:

Aircraft AC-1 1/72 and smaller

1st	Joe Yeager	Geronimo Stealth Helicopter
2nd	Ray O'Neill	Fiat RS 14
3rd	Tim Kelly	TBD-1 Devastator

Aircraft AC-2 1/71 to 1/48

1st	Kyle Koppas	Saab J-21
2nd	?????	A5M4 Claude
3rd	Fred Seitz	F6F-3 Hellcat

All Automotive

1st	Joe Yeager	21S-5
2nd	Jim Boulukos	Kurtis Kraft '55 Indy Winner

Armor AR-S Smaller than 1/48

1st	Joe Yeager	Polish TK-3 Tank
-----	------------	------------------

Armor AR-L 1/48 and larger

1st	Joe Yeager	50 cm SPG
2nd	Bill Koppas	Rolls Royce Armored Car 1914
3rd	Bob DeMaio	88mm Flak 37

Figures All Scales

1st	Joe Yeager	German winter warrior
-----	------------	-----------------------

Science Fact/Fiction SF

1st	Rick Verriest	Ork War Buggie
-----	---------------	----------------

Misc. All Scales All Types

1st	Steve Muth	Pterandon flying reptile
-----	------------	--------------------------

Vignettes/Dioramas

1st	Erik Goldschraft	"Und ven you get over the enemy lines...."
-----	------------------	--



1st place in Science Fiction went to Rick Verriest's 28mm Ork War Buggy.



1st place in Diorama's went to Erik Goldschraff's "Und ven you get over the enemy lines...."



1/35 Sherman Firefly in a "Tiger Trap".

continued on p11



SEEN ON THE TABLE - Spring 2016 Contest Results



This 1/25th Kurtis Kraft 1955 Indy Roadster by Jim Boulukos took 2nd place in Large Scale Automotive.

1/35th ZIS-5 by Joe Yeager took 1st in Large Scale Automotive.



1/35 scale Dragon German Winter Warrior in 1/35 took 1st in Figures.

*1/24 scale Pterandon by Steve Muth
took 1st in Miscellaneous.*



*Joe Yeager's 1/72 Polish
TK-3 "First to Fight"
took first in Small Scale
Armor.*



*1/35 scale 37mm "Tall
Shield" anti tank gun by
Steve Andreano.*

continued on p14



*Steve Andreano's
Bronco 1/35 scale
107mm Howitzer.*



*1/35 1920 Ford FTC
Armored Car by Rick
Verreist.*



*1/35 Eastern Express
BA-3 by Rick Verreist*

*1/35 Somua S-35
by Bill Koppas.*




*Joe Yeager took 1st in Large Scale
Armor with his 5cm SPG on a French
B5R German conversion.*



*Bob DeMaio took 3rd in
Large Scale Armor with
his 88mm Flak 37 in
North Africa 1942.*

continued on p16



2nd in Large Scale Armor went to this 1914 Rolls Royce Armored Car by Bill Koppas.



Joe Yeager's Dragon 1/144 "Geronimo" stealth helicopter took 1st place in AC-1 1/72 and Smaller aircraft.



3rd Place in AC-1 went to this 1/72 TBD-1 Devastator by Tim Kelly.



1/72 Fiat RS-18 by Ray O'Neill
took 2nd place in AC-1.



Ray O'Neill also brought his 1/72
B-66 Destroyer.



1/72 CANT 1007 by Ray O'Neill.

continued on p18



SEEN ON THE TABLE - Spring 2016 Contest Results *continued from p17*

*1/72 Caproni CA-311
by Ray O'Neill.*



*Val D3A in 1/48
by Marshall Voizard.*



*1/48 Tamiya F4U-1 'Bird Cage'
Corsair by Fred Seitz.*



Special Hobby 1/48 E. 28/39 SQUIRT by Steve Muth.



1st place in 1/48 Scale went to Kyle Koppos for his prototype J-21 Swedish Fighter.




1/48 A5M Claude by Kyle Koppos.

continued on p20

A detailed model of a World War I era machine gun, possibly a Vickers or similar, mounted on a wooden base. The gun is painted in a dark, weathered green color. It features a large, spoked wheel for transport and a complex mounting system. A yellow rectangular object, likely a magazine or ammunition box, is placed next to the gun. The entire model is set against a plain white background.

1/35 Tank in process.



1/32 Wing Nuts Rumpler C.2 by Nick Buro took 3rd in AC-3 Larger Than 1/48 Scale aircraft.

Show Calendar Listing for 2016

See Bob DeMaio for details

Date	Event & Location	Website	Day
April 29 & 30	NOREASTCON 45 The Museum of American Armor 1303 Round Swap Road Old Bethpage, NY 11804	www.lisms-ipms.org www.themuseumofamericanarmor.org	Fri-Sat
Aug 3 - 6	IPMS National Convention 2016 Columbia Metropolitan Convention Center 1101 Lincoln St Columbia, SC	http://www.ipmsusa2016.com/	Wed-Sat
Sept 11	Patcon 2016 Hudson Elks Lodge 959 99 Park Street, Hudson, MA	www.ipmspatriot.org	Sun
Sept. 23-24	Armorcon Crown Plaza Danbury, CT	www.militarymodelers.org	Fri-Sat
Oct 22	HVHMG 26 Elks Lodge 29 Overocker Road Poughkeepsie, NY	www.hvhmg.com	Sat
TBA	Baycon 2015 Elks Hall 326 Farnum Pike Smithfield, RI 02917	www.ipmsbaycolony.com	Sun
Nov 12	LIARS Freeport Recreation Center 130 Merrick Rd. Freeport, NY	www.wix.com/liarsmodelcarclub/liars	Sat
Noc 19	Long Island Figure Show Freeport Recreation Center 130 Merrick Rd. Freeport, NY	http://www.longislandmodelsoldiers.com	Sat

SUPPORT YOUR LOCAL HOBBY SHOP

The following Hobby Shops have supported us and are supporting us by paying for ad space here and on our web. Some have also donated raffle prizes for our meetings and our annual RepLICon. We owe it to them to patronize their store even if we could buy the item for a slightly lower price mail order or on the web.

And don't forget to mention that you are a member of the LISMS and appreciate his or her support. Everybody likes a thank you.

Depending upon the size of your purchase, these shops have agreed to provide a possible 10% or more discount if you have our membership card.

Alsand's Toy Soldiers Plus

www.alsandtoyandsoldier.com

Alan & Sandy, Shop closed. On line orders only at this time.

Baseline Model Inc.

Eric, 250 Little East Neck Rd., West Babylon, NY 11704, (631)376-0060, Military Model Specialist, old and new kits bought and sold. Retail and Mail Orders. Closed Mondays.

Get It On Paper

Gary Weickert, 185 Maple St., Islip, NY 11751, (631) 581-3897, open every Saturday noon to 5 PM. - Vintage Toys & Model Kits, Automobilia & auto Literature. Model kits wanted.

Gold Coast Hobby

www.GoldCoastHobby.com

Charles Gonder, 8 railroad Ave, Glen Head, NY 11545, (516)759-9094, Planes, Boats, Cars & Armor. A full line hobby shop dedicated to customer service.

Men-At-Arms Hobbies

James Katona, 134 Middle Country Rd. (Rt. 25), Middle Island, NY (631)924-0583- Excellent selection of lead miniatures-Historical and Fantasy. Plastic Models, War games & Modeling supplies. Books and Magazines.

The Marx-Man

John Stengel, (718)418-9439 - We carry an array of toy soldiers in plastic and metal, from HO to 54 mm/60 mm. Die cast vehicles and Dragon action figures.

Trainville Hobby Depot

Weekend shows only: website: www.trainville.com and e-mail: info@trainville.com



Photo by Steve Muth



IPMS /USA MEMBERSHIP FORM

Not an IPMS member? Need to renew your standing? You can clip out and mail in the form, download a fill-in copy from the [LISMS.org](http://www.lisms.org) web site or visit the IPMS store at <http://www.ipmsusa2.org/store> to submit your application on-line.

IPMS #

Name:

Address:

City/State:

Zip:

E-Mail:

Phone:

Signature (required by P.O.)

Type of membership

☐ Adult 1 year \$30.00 ☐ Adult 2 years \$58.00 ☐ Adult 3 years \$86.00

☐ Junior (under 18 yrs) \$17.00

☐ Family, 1 yr \$35 (Adult + \$5, Ones set Journal) How Many Cards?

☐ Canada & Mexico: \$35 ☐ Other/Foreign: \$38 (Surface)

Checks must be drawn on a US Bank or International Money Order

PAYMENT OPTIONS:

☐ Check

☐ Money Order

☐ Credit Card

Credit Card:



☐ Master Card



☐ Visa



☐ Discover

Card Number:

Exp. Date:

Chapter Affiliation (if any):

If Recommended by an IPMS Member, Please List His/Her Name and Number:

Name:

Number:



Mail Application to: IPMS/USA, Dept. H, PO Box 2475, North Canton, OH 44720-0475