



Proud member of IPMS USA <http://ipmsusa.org>

www.lisms.org

RED, WHITE & SPRUE

Volume 22 Number 4

★ LISMS NEWSLETTER ★

April 2015

- Book Review - Venator - Romanian Hunter
- Kit Review - 1/25 Etzel Speed Classic 1928 Stutz Black Hawk
- Contest results
- On the Table
- Member Profile - Tim Kelly





Next meeting date:
Monday, April 20th
7:30 pm to 10 pm

Levittown Public Library
1 Bluegrass Lane, Levittown, NY

Executive Board

President: Robert DeMaio
631 707-3442
taurleo@optonline.net

Vice President: Roger Carrano
347 531-6719
jeepnot@aol.com

Corresponding Secretary: Fred Seitz
631 581-1990
seitzfjs3@gmail.com

Secretary: Doug Tantillo
516-541-7576
dtantill@optonline.net

Editor: Steve Muth
516 671-9456
sgmuth@optonline.net

Graphic Design: Al Zygier
718 793 4186
azygier@icloud.com

Contest Chairman: Fred Seitz
631 581-1990
seitzfjs3@gmail.com



Model: ME 109 Modeler Unknown
Photo: Al Zygier



This meeting on the 20th, Jim will enlighten us with a clinic on working with oils on World War I aircraft. Should be interesting and I'm looking forward to it.

Another end of a RepLICon show. I would like to thank all of the LISMS members who attended to help make the show. We had 214 walk-in visitors and 51 modelers who entered the contest. . Nine-teen of our members attended who didn't enter. These numbers have been declining slowly over the past five years and these numbers are the worst yet. As for vendor attendance we had 29 who filled all the table space to the max. I won't be surprised if they drop off from attending if we have further shows. Even the children's Make 'n Take had 3 participating children out of 24 attended. What is sad was a tremendous lack of attendance and participation from IPMS chapters within driving range. No one attended from our New Jersey neighbor, yet several of us went to their show a week before RepLICon. No one from NENY, who is hosting a regional on May 2nd attended. Our regional coordinator, Doc, attended but only to work at a vendor, and one of his chapter members of the Hudson Valley chapter. We cannot continue hosting shows like this. It isn't worth the many hours of computer time and vendor communication I have to do when I can be building models in my retirement. Doug has taken over work of a VP as well as the treasurer since Roger took ill. Fred is President of the Suffolk Chapter and runs all our club and show contests. We three cannot continue this quantity of effort without other members stepping up. Over the next month decisions will be made that may change what we are doing. You should make your BEST EFFORT to attend this next meeting if you want a say in the direction of this club.

I spoke to one of the large vendors at our show about model prices. He is appalled as much as we modelers are over the past two years. His discounts aren't even enough to bring down the prices to the modeler's affordability. Instead of modeler's buying two Dragon armor kits, they buy one now. I looked over his RepLICon stock that he brought, and found kits I purchased for \$41.00 are now \$52.50. What's even worse is that it's the same kit with different decals and box art. In fact, my previous purchase has an aluminum barrel. The new kit has a solid plastic barrel with a partial drilled muzzle. Other quality kit manufacturers are following the pattern. Manufacturer's prices are going to hurt the vendors we have at shows who can offer the cheapest prices. If the prices continue to rise, at the rate of my school taxes each year, the vendors have to increase their prices and so it affects our buying purchases. Our declining show attendance is not helping vendor sales and eventually we will see the decline of vendors.

May 2nd will be the first one day Noreastcon in Region I ever. I wasn't going to attend, but because I am President of LISMS, I felt I should make my best effort to be there for my support, more than they did for our support. I am interested in knowing what their attendance numbers will be for a one day Noreastcon. Fred and Bill are considering to attend as well.

Keep on building!

Bob



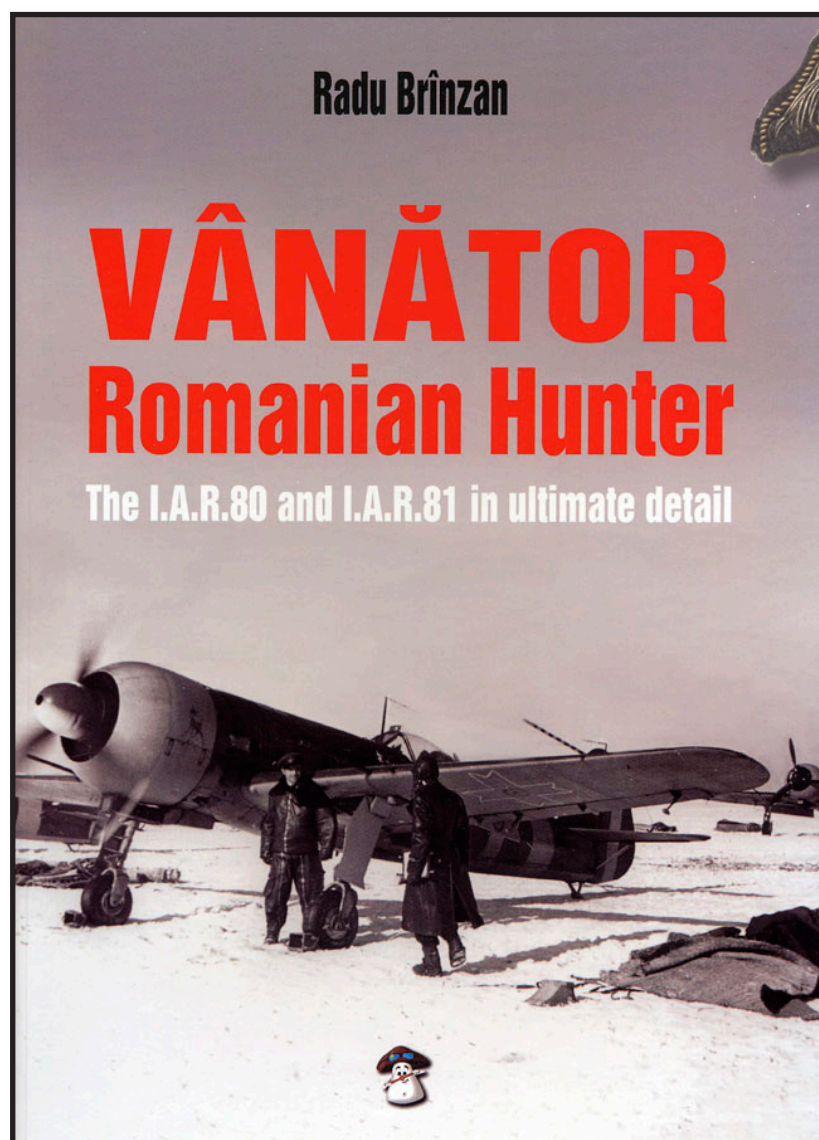

Venator – Romanian Hunter

The I.A.R. 80 and I.A.R. 81 in Ultimate Detail

by Radu Brinzan

Published by Stratus, Poland, 368 pages, 2014, HB

Reviewed by Steve Muth



Brinzan has come out with a much better and more thorough work – “Venator – Romanian Hunter – I.A.R. 80 and I.A.R. 81 in Ultimate Detail”. It is what the title says! He does this by adding substantially to his earlier work. There is a lot of new information, photos, and drawings presented here. It is a much more complete presentation. One gets the feeling that the author wanted to present all the additional information and photos that resulted from his first book. There are many photographs of aircraft wrecks as the Romanians were very thorough about documenting and analyzing all the crashed aircraft. Photo quality varies from excellent to blurry. There are 49 color photographs – 13 are wartime photos while 36 are component photographs. There are also 23 color illustrations, 60 color profiles and 4 view drawings with many other line drawings. The selection of photographs and artwork will make modelers happy.

Apparently there were 450 I.A.R. 80 and 81s built. This book has high quality color profiles and 4 views of 66 of these graceful aircraft.

So, I will say it again – this will probably be the definitive work on the I.A.R. 80 and 81. We are fortunate it is so modeler friendly. If you are ever going to build that LTD IAR 80A kit you will love this book.

Recommended. 

A few years ago I reviewed “The I.A.R. 80 & I.A.R. 81 Airframe, Systems & Equipment” by Radu Brinzan and thought it was a good book on this little known Romanian fighter and that it would probably be the definitive work on it. Well.... History has proven me wrong (again).

1/25 Etzel Speed Classic 1928 Stutz Black Hawk

Reviewed by Jim Boulukos - IPMS # 38016





Etzel Speed Classic's 1/25 Scale model of Frank Lockhart's 1928 Stutz Black Hawk Land Speed Racer \$85.00 from American Racing Miniatures at PO Box 96, Round Hill, VA 201414

So what the heck is 1928 Stutz Black Hawk, you ask? It's single seat race car that was designed to run at over 200 MPH on the hard packed sand near Dayton Beach, Florida. The car has the art deco look of its time with a rather small narrow bodied car painted in white with the wheels mounted on streamline axles and enclosed in unpainted aluminum spats. Frank Lockhart was very successful driver on the west coast dirt tracks and in 1926 went to the speedway to observe the Indy 500 and visit with a friend. He ended in the car of a driver who fell ill. Frank went on to dominate

and win the race, becoming the first true rookie winner of the Indy 500. Lockhart was also an innovator. He became an expert in supercharging as well as aerodynamics and is credited on developing the intercooler.

He was interested in setting the overall world land speed record after setting the 91 cubic inch class land speed record of 171.02 MPH. Frank secured the financial backing from the Stutz Motorcar Company along with adding his own winning received from several racing track wins including the Indy 500 from the year before. Lockhart began the design and construction of the Black Hawk in the Stutz factory building in Indianapolis

Chris Etzel was a one man company who designed and kitted several different multi-media kits many years ago



under the Etzel Speed Classics name. He would sell kits from ad's that were placed in the car and model magazines at the time. Yeah, we're talking pre -internet days. He lost interest in the modeling world and quit the hobby, got into music from what I heard. For many recent years, the only place to buy his kits was on evil -bay.

Ed Mautner and Tom Faletti, two modelers from Virginia purchased the model resin parts, masters and models and started to sell them under the American Racing Miniatures name. They have this kit and three other Indy 500 racing cars, along with a few different 1950's resin racing tires and wheel sets for sale. I purchased my kit directly from them at the NNL East back in April of this year.

Okay, now to the kit. The Stutz Black Hawk is a curb-side (No Engine), including a full cockpit and is designed for a trouble free construction. The kit consists of 22 resin castings, plus an additional 8 white metal casting pieces and a straight pin used for the transmission shifter. The resin parts require just a little clean up with sandpaper and a good washing to remove the mold release. I had to add a small amount of putty on one of the wheel axles due to a small air pocket with the resin casting and once painted up, one would never know it. The white metal requires the normal files, sandpaper and 0000 steel wool to first clean up then polish the metal parts to a nice metal shine. I primed all the parts with several mist coats of Tamiya White primer and sanded with 1500 wet and dry paper. Then, I used Testor

Model Master non- buffing aluminum paint for most of the natural metal parts. The wheel spats parts were clear coated using Mr. Hobby Super Clear Gloss spray paint. The white body was paint with automotive dupli-color pure white spray paint and then clear coated with dupli - color paint. They recommend using 5 minute epoxy for the assembly to allow enough time to adjust things, and if need be, to pull parts apart for readjustments. I agree that this is way to go and not to use crazy glue.

The kit instructions are very detailed (eight pages long) and have some 25 clear color photos to guide you along for each of the 11 steps. They are well written, easy to understand and if you follow them you shouldn't have any problems. You will need to buy a one 1/16th inch aluminum tube for the steering shafts, which isn't include with the kit and should have been included in my opinion. Yeah, the cost is all of 40 cents. The first three pages of the instructions cover the history of both Frank Lockhart and this car. There's some really good interesting stuff about Frank Lockhart and the car if you are into history.

Bottom line: This kit is highly recommended and was fun to build. It's not a bad kit to start with as your first multimedia kit since the quality of resin and white metal is good. The price is in line with similar automotive kits. These resin kits don't go together as quickly as a plastic kit, but that part of the charm, besides, you'll never see any plastic kit of this model, so the resin kit is the only option. 🏎️



MARCH 2015 CONTEST RESULTS

With 50 models on the table for our Spring Meeting Contest I would say it was a resounding success. The caliber of the models was, as usual, excellent with Ships, Aircraft, Armor and Misc. models on display due in large part to Bob's interview with a reporter from a local newspaper. There was a fair amount of discussion amongst many - What kind of paint did you use? How did you do that? Is that the Tamiya kit? Is that really the same scale as that? A good time seemed to be had by all. 🚗

Steve Muth

The judge's results are as follows:


All Aircraft		
1st Place	Ray O'Neill	SM-85
2nd Place	Steve Adler	P-51D
3rd Place	Steve Muth	Me 163A
All Rotary Wing/Helicopter Aircraft		
1st Place	Joe Yeager	Ka-50 Hokum
All Armor		
1st Place	John Lam	T-55 Enigma
2nd Place	Joe Yeager	Luchs
3rd Place tie	Enrique Valdez	Polish M20R
3rd Place tie	Michael Goldberg	M4A3E8
All Automotive		
1st Place	Jim Boulukos	Stutz Black Hawk
All Ships All Scales All Types		
1st Place	Rick Verriest	Colonial Schooner
2nd Place	Marshall Viozard	USS Albany
3rd Place	Doug Tantillo	Erimo Oiler
Misc. All Scales All Types		
1st Place	Matt Kozerski	Wright Cyclone Engine
Figures all scales all types		
1st Place	Rick Verriest	Blue Beard
2nd Place	Jim Guld	Finders Keepers
3rd Place	Joe Yeager	Crazy Apache
Vignettes/Dioramas		
1st Place	Jim Guld	Polish Sherman III

Now the Models:

Having the Spring Contest and a visit from a local newspaper brought out over 40 models! A record! There were Aircraft, Ships, Figures, Armor, Automotive and Misc./Diorama. Not

all were entered. Many were for display only but it was great to see so many models on the tables. 🛩️ Steve Muth. Enjoy!

1st place in Misc. went to Matt Kozerski's 1/12 Wright Cyclone.



Three F.1 cars in 1/24 scale are by Rich Caserma.



Jim Boulukos brought his 1/24 250 TR.

And his black 250TR work in progress.



Continued on p8

A 1/32 scale model of an Albatross D III biplane, painted in German military colors (olive green, brown, and red) with black Iron Cross insignia. The model is mounted on a wooden base with a textured surface representing ground. A small black plaque with white text is visible near the tail.

A detailed model of a P-51 Mustang fighter plane, painted in a camouflage pattern of green, brown, and white. The plane features a red and white checkered nose, a white stripe on the fuselage, and the number '2' on the side. It is displayed on a wooden surface.

A collection of model cars and a model jet on a wooden table. The jet is blue with red stars and the number 40. There are two red Formula 1 cars, a white and red Formula 1 car, and a small red sports car in the background. A small white and grey model car is in the foreground.



1/35 scale "Almost There" Vignette.

An Encore in 1/35 by Enrique Valdez.



An Egyptian A-A Missile in work by John Lam. The launcher was there too but was camera shy. It was very nice.

2nd place in figures went to "Finders Keepers" by Jim Guld.



A German 105mm gun by Steve Andreano is still in progress.



1/35 Italian WWI 100mm Howitzer by Steve Andreano.



1-35 Italian WWI 100mm Howitzer by Steve Andreano

Continued on p10



Tied for 3rd place in Armor was Michael Goldberg's 1/35 M4A3E8 "Easy Eight".



1st in Dioramas/Vingettes was Jim Guld's 1/35 Polish Sherman III.



2nd place in Armor went to Joe Yeager's 1/35 Panzer II recon Luchs Skdfz 123.



1st place in Armor went to John Lam's 1/35 T-55 Enigma.



Rich Marana's 1/35 tank is still in work.



A 1/35 truck by Bill Koppas is also still in work.



E.28/39 Squirrel by Steve Muth



3rd place in Aircraft went to Steve Muth's 1/48 Me 163A Komet.



An A-36A Mustang in 1/48 scale by Steve Martens.



E-2C by Doug Tantillo.



Ray O'Neill's 1/72 Ki-27 Nate



1/72 Ki-48 Lily by Ray O'Neill.

Continued on p12



Ki-109 in 1/72 scale
by Ray O'Neill.



2nd place in Aircraft went
to a 1/72 P-51D mustang by
Steve Adler.



1st place in Aircraft went to
Ray O'Neill's 1/72 SM-85.



A 1/72 TKS by Joe Yeager.



1st in Rotary Wing/Helicopter went
to Joe Yeager's Ka-50 Hokum.




1/144 scale N1K2-J Shiden
by Joe Yeager.


Photo Essay of a U-2CT at RAF Duxford in the UK



Tim Kelly brought his 1/200 Hughes Spruce Goose in British markings.



3rd in ships went to Doug Tantillo's 1/700 Japanese oiler.



2nd in Ships went to Marshall Voizard's 1/720 USS Albany.



1st place in Figures went to Rick Verreist's 75mm Black Beard.



Rick Verreist also brought his 75mm Napolianic Sapper.




1st place in Ships went to the Colonial Fishing Ship by Rick Verreist.



A nice quartet consisting of a biplane, a P-36 Hawk, a F2A Buffalo, and a P-51D Mustang.

3rd place in Figures went to the "Crazy Apache" by Joe Yeager.



A 1/700 Transport ship by Doug Tantillo.



A ship in work by Rick Verreist.



OUR MEMBER PROFILE - Tim Kelly



Why did you get into the hobby? If you are returning to the hobby what brought you back?

I have always liked airplanes. I can remember Dixie Clippers flying overhead. Very exciting.

What satisfies you about building a model?

The peace and quiet and being left alone is very calming. I also like to see everything coming together.

What most frustrates you when building?

I don't like the painting part.

What is your dream project to build?

I have a vacuum form Boeing B.314 Clipper somewhere that I would really like to build.

What is the dumbest thing you did to yourself or your model while building a kit?

I sliced my right hand pointer finger down to the bone once. Not recommended!

How did you hear about The Long Island Scale Model Society and what persuaded you to come to a meeting?

I met some folks at the old Womrath's book store in Garden City – or was it Hempstead and as a result joined the LISMS.

What was your best and worst excuse for coming home with a new kit?

I would order them in the mail. My excuse is "it was calling to me".

What other hobbies/interests do you have?

I am an avid reader. I love biographies most of all. 

From time to time we will be adding these member profiles to the newsletter in an effort to let us get to know each other better. I got the idea from other newsletters I have come across and thought it was a good idea. The plan is to interview one or two members at each meeting and run one in each newsletter. If you have any other questions you think would add to the interview let me know either by e-mail or at the meeting. yhaos

Tell us a little about yourself. How and when did you get started building models?

I have been building plastic models since I was a boy buying old Revell kits for 39 cents. I also was building the old Strombecker and Panama(?) balsa kits.

Favorite Scale?

I like 1/144 for airliners and 1/48 scale for WWII bombers.

Favorite subject to build?

My favorites are airliners and WWII bombers.

How many models do you build a year?

About 6 a year.

How big is your unbuilt kit stash and why?

I have about 190 unbuilt kits. I just can't build them fast enough.

Show Calendar Listing for 2015

See Bob DeMaio for details

Date	Event & Location	Website	Day
March 29	Wings & Wheels Valleycon Knights of Columbus 460 Granby Road Chicopee, MA	http://www.wwmodelclub.org/	Sun
April 4	NJIPMS Mosquitocon 1 Pal Drive Wayne, NJ	http://njipms.org	Sat
April 11	ReplIcon 27 130 Merrick Rd Freeport NY	www.lisms-ipms.org	Sat
April 12	Downeastcon Southern Maine Scale Modelers Thornton Academy 438 Main Street Saco, ME	www.southernmainescalemodelers.org	Sun
April 18	NNL East Ramada Inn Fairfield, NJ	http://www.nnleast.com/contents.html	Sat
May 2	Noreastcon 44 Polish Community Center 225 Washington Avenue Ext	http://www.nnleast.com/contents.html	Sat
July 22-26	IPMS National Convention Columbus, Ohio	www.ipmsusa.org	Wed-Sat
Sept. 25-26	Armorcon Crown Plaza Danbury, CT	http://www.militarymodelers.org	Fri-Sat

SUPPORT YOUR LOCAL HOBBY SHOP

The following Hobby Shops have supported us and are supporting us by paying for ad space here and on our web. Some have also donated raffle prizes for our meetings and our annual ReplIcon. We owe it to them to patronize their store even if we could buy the item for a slightly lower price mail order or on the web.

And don't forget to mention that you are a member of the LISMS and appreciate his or her support. Everybody likes a thank you.

Depending upon the size of your purchase, these shops have agreed to provide a possible 10% or more discount if you have our membership card.

Alsand's Toy Soldiers Plus

www.alsandtoyandsoldier.com

Alan & Sandy, Shop closed. On line orders only at this time.

Baseline Model Inc.

Eric, 250 Little East Neck Rd., West Babylon, NY 11704, (631)376-0060, Military Model Specialist, old and new kits bought and sold. Retail and Mail Orders. Closed Mondays.

Get It On Paper

Gary Weickert, 185 Maple St., Islip, NY 11751, (631) 581-3897, open every Saturday noon to 5 PM. - Vintage Toys & Model Kits, Automobilia & auto Literature. Model kits wanted.

Gold Coast Hobby

www.GoldCoastHobby.com

Charles Gonder, 8 railroad Ave, Glen Head, NY 11545, (516)759-9094, Planes, Boats, Cars & Armor. A full line hobby shop dedicated to customer service.

Men-At-Arms Hobbies

James Katona, 134 Middle Country Rd. (Rt. 25), Middle Island, NY (631)924-0583- Excellent selection of lead miniatures-Historical and Fantasy. Plastic Models, War games & Modeling supplies. Books and Magazines.

The Marx-Man

John Stengel, (718)418-9439 - We carry an array of toy soldiers in plastic and metal, from HO to 54 mm/60 mm. Die cast vehicles and Dragon action figures.

Trainville Hobby Depot

Weekend shows only: website: www.trainville.com and e-mail: info@trainville.com



Photo by Al Zygier

New Aircraft Walk Around Photos

A CD for Modelers and Enthusiasts

Of the P-63 King Cobra



\$10.00 ea. Postage included in the U.S.

Includes Cockpit, Landing Gear, Wheel Wells, etc.

Other CDs Available:

Me 262B-1a/U1 Night Fighter
F3H-2 Demon
F-82 Twin Mustang
P-75A Eagle
N1K2-J Shinden/George
XF15C-1 Stingree
P-80A, B, C & R Shooting Star
AM-1 Mauler
FF-1 Fi Fi
F3F-2 Flying Barrel
F4F-3, FM-2 Wildcat
F6F-3, -5 Hellcat
F7F-3 Tigercat

F8F1 Bearcat
F4U-4, FG-1, XF4U-4 Corsair
Humu/F2A Buffalo
P-47N Thunderbolt
B-17G Flying Fortress
Bf 109E Emil
MiG-17 Fresco
A6M2 Zero
F7U-3 Cutlass
F-86A Sabre
Fw 190D Dora
P-63 King Cobra

Booklets also Available:*

Me 262A-1a Schwalbe
He 162A-1 Volkjager
F2G-1 Super Corsair
XF-85 Goblin

Yak-9
P-59 Airacomet
P-47D Thunderbolt (Razor & Bubble)
Early WWII Cockpits

* At \$8.00 ea or All booklets in one bound volume for \$25.00 ea.



Order From:
Peregrine Publishing
70 The Promenade
Glen Head, NY 11545, USA
Tel # 516-759-1089 or e-mail sgmuth@optonline.net



IPMS /USA MEMBERSHIP FORM

Not an IPMS member? Need to renew your standing? You can clip out and mail in the form, download a fill-in copy from the [LISMS.org](http://www.lisms.org) web site or visit the IPMS store at <http://www.ipmsusa2.org/store> to submit your application on-line.

IPMS #

Name:

Address:

City/State:

Zip:

E-Mail:

Phone:

Signature (required by P.O.)

Type of membership

☐ Adult 1 year \$30.00 ☐ Adult 2 years \$58.00 ☐ Adult 3 years \$86.00

☐ Junior (under 18 yrs) \$17.00

☐ Family, 1 yr \$35 (Adult + \$5, Ones set Journal) How Many Cards?

☐ Canada & Mexico: \$35 ☐ Other/Foreign: \$38 (Surface)

Checks must be drawn on a US Bank or International Money Order

PAYMENT OPTIONS:

☐ Check

☐ Money Order

☐ Credit Card

Credit Card:



☐ Master Card



☐ Visa



☐ Discover

Card Number:

Exp. Date:

Chapter Affiliation (if any):

If Recommended by an IPMS Member, Please List His/Her Name and Number:

Name:

Number:



Mail Application to: IPMS/USA, Dept. H, PO Box 2475, North Canton, OH 44720-0475