



Proud member of IPMS USA <http://ipmsusa.org>

[www.lisms.org](http://www.lisms.org)

# RED, WHITE & SPRUE

Volume 21 Number 6

★ LISMS NEWSLETTER ★

June 2014



- Photo Essay - Fokker D.VIII
- Kit Review-1/48 Mig-25  
by Revell
- Seen on the Table



Next meeting date:  
**Monday, June 16<sup>th</sup>**  
**7:30 pm to 10 pm**  
**Levittown Public Library**  
 1 Bluegrass Lane, Levittown, NY.

## Executive Board

President: **Robert DeMaio**  
 631 707-3442  
[taurleo@optonline.net](mailto:taurleo@optonline.net)

Vice President: **Roger Carrano**  
 347 531-6719  
[jeepnot@aol.com](mailto:jeepnot@aol.com)

Corresponding Secretary: **Fred Seitz**  
 631 581-1990  
[seitzfjs3@gmail.com](mailto:seitzfjs3@gmail.com)

Secretary: **Doug Tantillo**  
 516-541-7576  
[dtantill@optonline.net](mailto:dtantill@optonline.net)

Editor: **Steve Muth**  
 516 671-9456  
[sgmuth@optonline.net](mailto:sgmuth@optonline.net)

Graphic Design: **Al Zygier**  
 718 793 4186  
[azygier@verizon.net](mailto:azygier@verizon.net)

Contest Chairman: **Fred Seitz**  
 631 581-1990  
[seitzfjs3@gmail.com](mailto:seitzfjs3@gmail.com)



Model: **B-25**  
 Photo: **Zygier**



Where have the months gone? Since I retired three years ago, I thought I'd be building more but I am so diversified with other things taking up time, my building hasn't sored forward. I am putting much effort working on an AFV Club armor model for the first time to enter in the IPMS Nationals in August. It's working out well except for the tiny, and I mean tiny pieces that keep dropping and doing a disappearing act. My floor hasn't seen my face close

up so many times! I'm spending almost as much time searching for those dropped parts as I am building the kit. My wife is hinting I go for an anger management course when I'm on all fours and cussing the carpet. So I put a white sheet down under my table last week. Of course I dropped a small part last night and thought no problem. But the part wasn't anywhere on the sheet. I think it's time for me to visit my cousin Teresa, LI Medium, to see if my brother's spirit is playing games on me. Before I buy kits now, I check the box cover corners for a new label, "NEW Shake 'n Bake Kit". Between photo-etched and tiny parts in 1/35<sup>th</sup> scale armor kits, I'm beginning to think the next level up for me is 1/16<sup>th</sup> scale.

Our next meeting on June 16<sup>th</sup>, Jim will give us a clinic on building. He didn't say what it will be focused on but whatever it is, Jim will be helpful. Don't forget to bring your kits in progress and those finished to display. Any new kits released and purchased by you would be nice to see for the first time. There are new companies developing some nice kits. Just after I built a 1/48<sup>th</sup> Me-410 by Monogram Pro last year, a company Meng appeared with one that really looks nice! Then they released a Me-163, and recently 1/35<sup>th</sup> scale WWI armor kits. The downside is they are very pricy between \$62.00 and \$72.00 list. Before you buy, check out the mold detail and quality to see if your hard earned money warrants the spending.

Summertime is a short season and membership at past summer meetings haven't shown a decline. That's a good thing and a pleasure to see the hobby enthusiasm. Just don't show up in your swim suit!

After visiting Roger, it appears we will not expect to see him for some time. Doug, Fred and I cannot be expected to run this chapter without two more members on the board. There are a few perks for being a board member. I know some of you belong to the SSMC chapter and if you can belong to two clubs, you can give some time to being on our board. Please speak to me if interested.

Keep om modeling!

*Bob*







# Taken at the Champlin Fighter Museum in Mesa Arizona

By Steve Muth

As luck would have it I was allowed to photograph the cockpit of the D.VIII at the Champlin Fighter Aircraft Museum in Arizona in August 9, 2000. Doug Champlin restored all his aircraft to flying condition but only flew a few of them. His D.VIII is a replica. According to the Museum it was built by E. O. Swearingen in the 1960s. He had measured an authentic D.VIII in Italy and spoke with Mr. Platz. This aircraft was flown extensively including at Oshkosh. It has a 145 hp Warner engine. 🛩️

*N7607 Fokker D.VIII CFM Cockpit instrument Panel*



*N7609 Fokker D.VIII CFM Cockpit right side*



*N7610 Fokker D.VIII  
CFM Cockpit seat*

*N7611 Fokker D.VIII  
CFM Cockpit floor and  
right side*



*N7608 Fokker D.VIII CFM Cockpit left side*



## 1/48 MiG 25, Revell # 5860, ~16.00

### 1/48 MiG-25 Metal Landing Gear, Scale Aircraft Conversions #48104

Reviewed by Steve Muth



From the Revell instruction sheet: "The Mikoyan-Gurevich MiG 25 (NATO Reporting name Foxbat) is a high supersonic interceptor and reconnaissance/bomber aircraft. The MiG 25s first flight as a prototype was in 1964 and (it) entered service in 1970. With a top speed of mach 2.83+, a powerful radar and four air-to-air missiles this worried Western observers and prompted the development of the F-15 Eagle in the late 60's."

That the F-15 was a response to the MiG-25 is not likely as they are very different aircraft designed for entirely different roles. The MiG is optimized for the high altitude bomber interceptor role with high altitude and extremely high speed being paramount while the F-15 is optimized as an air superiority fighter with an emphasis on maneuverability and high speed. The American response to the MiG-25 was more likely the F-117, B-1B and B-2.

#### The Kit

This kit comes in a not very sturdy top opening box depicting an Indian Air Force MiG-25RB reconnaissance aircraft. Inside you get a 12 page 27 step B&W instruction booklet of the ubiquitous exploded view type. Included in the booklet are two four view drawings depicting colors and markings with decal placement. Color callouts are by FS number and name. There is no parts diagram/tree for part location. All the parts are contained in a single clear bag with a sepa-

rate bag for the two piece canopy clear parts also contained in the large bag. There are 80 parts on four styrene sprues plus a small clear sprue for the canopy. The canopy can be posed open or closed. There were no sink marks and the ejection pin marks are very subdued. There is some minor flash on a few parts. The panel lines are of the raised variety but very petite and nicely done. The cockpit is very basic with only a seat, control column and instrument panel (the instruments are depicted with a decal). The side consoles are devoid of details so you will have to raid the spare decal box or sharpen your scratch building skills. There are lots of MiG-25 references out there. The wheel wells have some basic structural details and the landing gear struts are crisp but rather basic also, hence the Scale Aircraft Conversions aftermarket metal landing gear in zinc or white metal. They are very nice and recommended since the model is on the large side and will be rather heavy. The landing gear covers have nice structural details on the interior side. Included in the kit are four AA-6 Acrid underwing missiles for the Russian MiG-25RBK interceptor. The decal sheet is reasonably comprehensive for two aircraft but has no stencils. The two aircraft are the Soviet MiG-25RBK Foxbat, Red 38, ORAP (Independent Recce Aviation Regiment), Werneuchen, Brandenburg, Germany, 1990 and the Indian Air Force Mi-25RB Foxbat, KP554, 102 Squadron, Indian Air Force, 1985. The only differences in the build of these two aircraft are the missiles for the RBK interceptor and the camera lens decals for the RB reconnaissance aircraft.

All in all, it is a nice kit but not really in the same class as Tamiya and Hasagawa. I can't say much about the fit of parts but being Revell the fit should be OK but not great but nothing a little putty won't fix. The SAC metal landing gear, a little wire for brake lines, an after-market cockpit tub and afterburner cans will make this into a very nice model.

It would really go well sitting next to the Testors YF-12A Blackbird interceptor. 🛩️

# MiG-25 Foxbat Landing Gear

(for 1/48 Revell) 48104

## SCALE AIRCRAFT CONVERSIONS

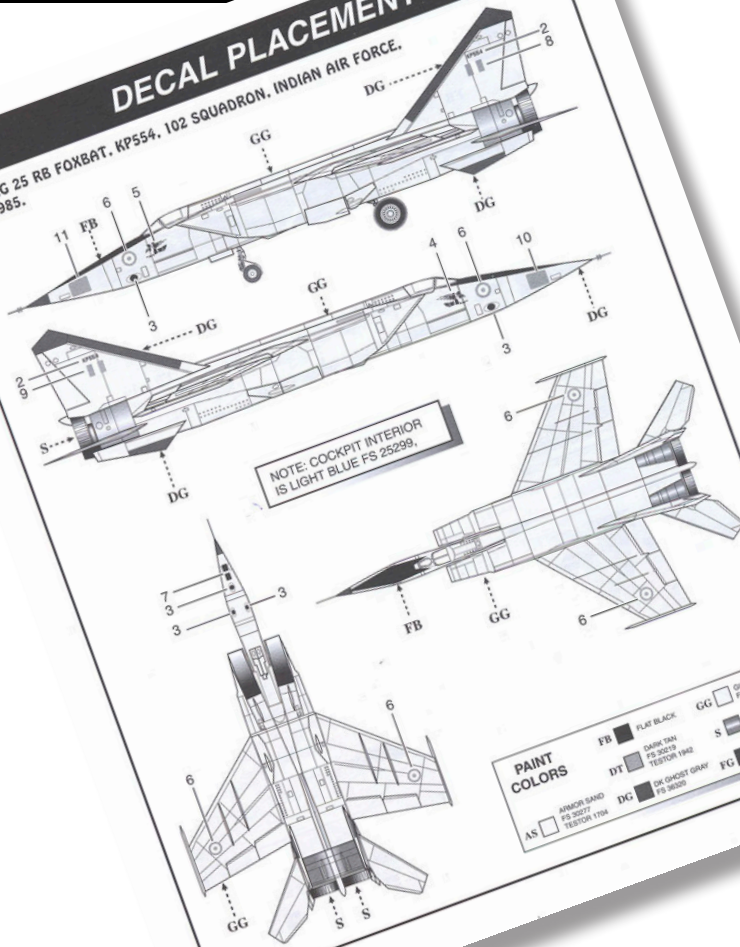


**WARNING:**  
CHOKING  
HAZARD



16

DECAL PLACEMENT  
MIG 25 RB FOXBAT. KP554. 102 SQUADRON. INDIAN AIR FORCE.  
1985.



PAINT COLORS	
FB	FLAT BLACK
DT	DARK TAN FS 30139 TESTOR 1942
AS	ARMOR SAND FS 35027 TESTOR 1704
GG	DUCK GRAY FS 35045
S	STEEL TESTOR 1180
FG	FIELD GREEN FS 35042 TESTOR 1910







## SEEN ON THE TABLE - MAY, 2014

Twelve models were on the table again this month of May. We had a small mix of armor, guns, a truck and some aircraft. Quite a few good looking models. Eric's 1-72 German U-Boot U505 submarine was impressive. He has fitted an electric motor and twin screws. Good luck with it when it gets in the water. 🚢

Steve Muth



White dump truck in work by Steve Marten



1/72 N1K2 George by Marshall Voizard.



1/35 Soviet 122mm Model 48-42 by Enrique Valdes



1/72 Tamiya IL-2 by Bob DiMaio



1/35 M5A1, Jeep and 1-144 AUP-70 by Mike Colburn



Panzer IIIH by Rob Revizio






1/72 Airfix A-4B by Steve Adler



1/72 Ar 240C-02 by Enrique Valdes



1/72 G3M3 Nell by Ray O'Neill



Stutz Blackhawk LSR car in work by Jim Boulukos



1/35 German 12.8 cm Kanon 43 bzw 44 in process by John Lam



1/72 U-Boot U-505 converted to electric



## Show Calendar Listing for 2014

See Bob DeMaio for details

Date	Event & Location	Website	Day
Aug. 6 - 9	IPMS 2014 National Convention Hampton Roads Convention Center Hampton, VA	<a href="http://www.ipmsusa2014.com">http://www.ipmsusa2014.com</a>	Wed-Sat
Sept. 26 & 27	ARMORCON 2014 Crown Plaza Danbury, CT HYPERLINK	<a href="http://www.militarymodelers.org">www.militarymodelers.org</a>	Fri-Sat
Oct. 18	HVHMG 26 Elks Lodge 29 Overocker Road Poughkeepsie, NY	<a href="http://www.hvhmg.com">www.hvhmg.com</a>	Sat
Nov. TBD	LIARS Freeport Recreation Center Merrick Rd. Freeport, NY	<a href="http://www.wix.com/liarsmodelcarclub/liars">http://www.wix.com/liarsmodelcarclub/liars</a>	Sat
Nov. TBD	Long Island Figure Show Freeport Recreation Center Merrick Rd. Freeport, NY	<a href="http://www.longislandmodelsoldiers.com">http://www.longislandmodelsoldiers.com</a>	Sat

## SUPPORT YOUR LOCAL HOBBY SHOP

The following Hobby Shops have supported us and are supporting us by paying for ad space here and on our web. Some have also donated raffle prizes for our meetings and our annual RepLICon. We owe it to them to patronize their store even if we could buy the item for a slightly lower price mail order or on the web.

And don't forget to mention that you are a member of the LISMS and appreciate his or her support. Everybody likes a thank you.

Depending upon the size of your purchase, these shops have agreed to provide a possible 10% or more discount if you have our membership card.

### Alsand's Toy Soldiers Plus

[www.alsandmdseco.com](http://www.alsandmdseco.com)

**Alan & Sandy**, 848 Long Island Ave. Dear Park, NY 11729, (631)254-2650, Collectibles, Action Figures, Miniature Toy Soldiers, Models, etc.

### Baseline Model Inc.

**Eric**, 250 Little East Neck Rd., West Babylon, NY 11704, (631)376-0060, Military Model Specialist, old and new kits bought and sold. Retail and Mail Orders. Closed Mondays.

### Get It On Paper

**Gary Weickert**, 185 Maple St., Islip, NY 11751, (631) 581-3897, open every Saturday noon to 5 PM. - Vintage Toys & Model Kits, Automobilia & auto Literature. Model kits wanted.

### Gold Coast Hobby

[www.GoldCoastHobby.com](http://www.GoldCoastHobby.com)

**Charles Gonder**, 8 railroad Ave, Glen Head, NY 11545, (516)759-9094, Planes, Boats, Cars & Armor. A full line hobby shop dedicated to customer service.

### Men-At-Arms Hobbies

**James Katona**, 134 Middle Country Rd. (Rt. 25), Middle Island, NY (631)924-0583- Excellent selection of lead miniatures-Historical and Fantasy. Plastic Models, War games & Modeling supplies. Books and Magazines.

### The Marx-Man

**John Stengel**, (718)418-9439 - We carry an array of toy soldiers in plastic and metal, from HO to 54 mm/60 mm. Die cast vehicles and Dragon action figures.

### Trainville Hobby Depot

Weekend shows only: website: [www.trainville.com](http://www.trainville.com) and e-mail: [info@trainville.com](mailto:info@trainville.com)




Photo: Al Zygier





## IPMS APPLICATION

Not an IPMS member? Need to renew your standing? You can clip out and mail in the form, download a fill-in copy from the [LISMS.org](http://www.lisms.org) web site or visit the IPMS store at <http://www.ipmsusa2.org/store> to submit your application on-line.

### International Plastic Modelers' Society/USA Membership Application / Renewal Form

☐ New

☐ Renewal

IPMS #

Name:

Address:

City/State:

Zip:

Phone:

E-Mail:

☐ Junior (17 or younger) \$12.00

☐ Adult 1 year \$25.00

☐ 2 years \$49.00

☐ 3 years \$73.00

☐ Family (1 set of Journals) ! Adult fee + \$5.00 X # of cards?

Your Signature:

### PAYMENT OPTIONS:

☐ Check:

Check #:

Amount:

Credit Card:



☐ Master Card



☐ Visa

Card Number:

Exp. Date:

Billing Address  
if different:

Name:

Address:

City/State:

Zip:

Phone:

E-Mail:



Mail Application to: IPMS/USA, Dept. H, PO Box 2475, N. Canton, OH 44720-0475