



Proud member of IPMS USA <http://ipmsusa.org>

www.lisms.org

RED, WHITE & SPRUE

Volume 20 Number 7

★ LISMS NEWSLETTER ★

July 2013

IN THIS ISSUE

- Seen on the Table
- Kit Review-1/48 Vampire F Mk 1





Next meeting date:
Monday, July 19th
7:30 pm to 10 pm
Levittown Public Library
 1 Bluegrass Lane, Levittown, NY.

Executive Board

President: **Robert DeMaio**
 631 707-3442
taurleo@optonline.net

Vice President: **Roger Carrano**
 347 531-6719
jeepnot@aol.com

Corresponding Secretary: **Fred Seitz**
 631 581-1990
seitzfjs3@gmail.com

Secretary: **Doug Tantillo**
 516-541-7576
dtantill@optonline.net

Editor: **Steve Muth**
 516 671-9456
sgmuth@optonline.net

Graphic Design: **Al Zygier**
 718 793 4186
azygier@verizon.net

Contest Chairman: **Fred Seitz**
 631 581-1990
seitzfjs3@gmail.com



Model: **1/35 Defender Wolf Roger Caranno**
 Photo: **Steve Muth**



IN THE PILOT SEAT

It was a pleasure to have Roger and Steve back to the club both in good spirits for what they went thru. I hope neither of them will have to endure the hard knocks again. On a sad note, a modeler Mike Bataglia has passed away. He was an avid armor modeler of the Suffolk Scale Model Club when I started the club in 1982. I lost

contact with him and saw him at one of our shows. I noticed he looked a little weary and pale, but had the same 'Mikie' conversation as usual. I was happy to see him again and hoped I would see him more at model building. I didn't know he was having bouts with cancer. He was a good friend and will be missed. Our thoughts and prayers are with his family. On that note, we are all getting older and we must remember that this is a hobby to enjoy with friends of same interest. When we lose a long time modeling friend, he isn't forgotten, just missing.

This club is about models and wondering, "How did he do that"? For as many modeling clinics as we had over the months sometimes we just need to have that one-on-one conversation with that modeler. I'd like to see us just have general meetings as we did last month. For the next two summer months, since some people will be on vacation, we just want you to bring in models in progress and what you finished. If you want to bring in anything hobby related to 'swap & sell', that's okay too. In September we will be having a contest night, so you should be gearing up for it. I'm thinking October might be a good time for an auction night. We will discuss that in September to see if there is an interest.


Check our website! I made an effort this time to work on getting our Noreastcon 43 info up ten months ahead of the show instead of the usual six or seven month notice. I'm hoping it will prompt modelers to build sooner and more kits for competition. After the fireworks July 4th, I posted our flyer, rules, categories and registration forms. We have sixty-six contest categories and seven special theme awards happening. The vendor info will be added soon when I could have more of a handle on a schedule with the Airpower Museum. The hot Buffet menu will be posted when we settle on it. It will probably be a mix of poultry, beef, and pasta, vegetables, and a desert with coffee, tea, soft drink mixes and water.

Check the Show Calendar in this newsletter! Most of us aren't going to the IPMS Nationals in Colorado but there are shows in the fall that are drivable to reach. Note that the Long Island Historical Miniatures Club does have a few categories for aircraft, armor, ships Sci-Fi etc, and they get lots of vendors. Our good friends of HVHMS are worth the day trip too. It's a nice small show with good models on the tables, and they have been getting more vendors to attend.

If you are taking a vacation trip this summer, please be careful and safe.

Keep building those models!

Bob



Seen on the Table

AT THE JUNE 17TH 2013 MEETING

*All photos by Steve Muth
unless otherwise noted.*

A great turn out this week! 17 models were on display. We had the usual mix of ship, cars, armor, guns and aircraft. I must say we have a diverse group of modelers. The days of it being all aircraft are gone. We seem to be getting more works in progress and that's a good thing, particularly when there are reappearances and we can see the progress being made. I may even be persuaded to bring in my D type Jaguar that has been on and off my bench more times than I can count. Maybe it will pressure me into finishing it. 🚗



*Fig. 1 1/24 AC Cobra
and Nissan 370Z in the works
by Jim Boulukos*



*Fig. 2 1/35 T-34
by Steve Marten*



*Fig. 3 1-72 Tu-2
by Ray O'Neill*

continued on p 4

continued from p 3



Fig. 4 1/48 Beaufighter
by Fred Seitz



Fig. 5 '34 Ford
by Marshall Voizard



Fig. 7 Two 1/72 Spitfires
by Sal Picataggio




Fig. 6 88mm gun in process
by Steve Adreano



Fig. 8 Battleship Bismark
in progress by Bob DeMaio



Fig. 9 1/72 Val
by Sal Picataggio

continued on p 5

continued from p 4



Fig. 10 1/72 F9F Cougar
by Duane Yorke



Fig. 11 1/72 Connie in the
works by Tim Kelly



Fig. 12 1/48 F2A Buffalo
by Steve Marten



Fig. 13 1/48 N1K2-J
George by Fred Seitz



Fig. 14 1/35 Tillie
by Roger Caranno




Fig. 15 1/35 Hunting King Tiger
by Steve Marten



Fig. 16 1/35 M3A U.S. Half Track
by Roger Caranno



1/48 Vampire F. Mk. 1 by Alley Cat, #ACRK 48-15

Reviewed by Steve Muth

In January 1941 deHavilland Aircraft Company and Maj. Frank Halford were invited by the British Air Ministry to develop a new jet engine and jet fighter to complement the Gloster Meteor then in development. The result was the H-1 Goblin jet engine and the DH100 Vampire. It was a twin boom center pod configuration to keep the intake and exhaust losses to an absolute minimum and thereby maximize installed thrust. The front portion of the pod had a plywood and balsa shell but the rest of the airframe was metal. The engine was run for the first time by April 1942 and achieving design speed by early June. As installed in the prototype Vampire it developed 2700 pound of thrust. The Vampire first flight was on 20 September 1943. On 13 May 1944 the Vampire was ordered into production. The first Mk. 1s left the factory in early 1945 but failed to see service in World War II. They first saw service with 247 Squadron in April of 1946. Early on they were upgraded with 3000 lb thrust engines and able to reach 531mph. In late 1947 the Mk. 1 started to be replaced by the Mk. 3 with redesigned tail unit and increased fuel capacity.

The vampire had a very successful run with over 20 nations using them. Total production of single seat Vampires was more than 3000 aircraft built in several countries including France, Switzerland and Australia.

The Kit

This is a multi media kit consisting of 24 gray resin, 5 clear resin, 10 white metal, a photo etch fret, a canopy, a canopy mask and decals for 3 aircraft. The parts are all bagged except for the main aft fuselage/wings casting and packaged in a very sturdy top opening corrugated cardboard box. The decals are for VF272 of 501 Squadron, TG348 of 605 Squadron and TG385 of 3 Squadron. They appear to be opaque with good registration.

The molds look very good but have considerable flash and no locating pins. The main parts are: the one piece aft fuselage with the wings, the two one piece tail booms with integral rudders and fins and two front fuselage castings being split vertically. The instructions say it may need a shim to align with the aft fuselage. The molded in air intakes are rather deep and all the scribing is nicely done including the wheel wells. The nose moldings have nice cockpit side wall detail as well and with the supplied P.E. should really look good when completed. The horizontal stabilizer and elevator is one piece. There are two underwing drop tanks with integral pylons and a bunch of nice cockpit and other parts in a separate bag. One nice touch is the kit supplied nose weights – three of them. The P.E. fret is small but includes parts for the seat belts, rudder pedals, cockpit levers, main landing gear door mechanism and intake guides. The cast resin canopy is in two parts – windscreen and the aft blown bubble part. These parts will require some polishing or replacement. The landing gear parts are white metal and look good. The exhaust pipe is nice, thin and deep enough to hide the fact that there is no engine.

The instructions are on 3 pages of exploded views with 8 assembly steps. There is one sheet of color three views with profiles of the three aircraft featured on the decal sheet with clear indications of where the various decals go and what the airframe colors should be.

All in all a nice kit if you like multimedia or just have to have a Mk. 1 Vampire (Like me). But with my luck Trumpeter or Tamiya may soon come out with a Mk. 1 too. Trumpeter already has the Mk. 9 out. But it would entail a lot of work to make it into a Mk.1.

Recommended only if you like multimedia challenges.





Show Calendar Listing for 2013-2014

See Bob DeMaio for details

Date	Event & Location	Website	Day
Aug. 7-10	IPMS 2013 National Convention Colorado	www.ipmsusa.org	Wed-Sat
Sept. TBA	AMPSEAST 2012 Crown Plaza Danbury	www.militarymodelers.org	Fri-Sat
Oct. TBA	Model Fest '11 Knights of Columbus Hall 625 Bridgeport Avenue Milford, CT 0646	http://www.ipmsstratford.org/	Sun
Oct. 19	HVHMG Elks Lodge 29 Overocker Road Poughkeepsie	www.hvhmg.com	Sat
Nov. 9	LIARS Freeport, NY	http://www.wix.com/liarsmodelcarclub/liars	Sat
Nov. TBA	Long Island Figure Show Freeport Recreation Center Merrick Rd. Freeport,	http://www.longislandmodelsoldiers.com	Sat
May 2 & 3 2014	Noreastcon 43 American Airpower Museum 1230 New Highway Farmingdale, NY	http://www.lisms-ipms.org	Fri-Sat

SUPPORT YOUR LOCAL HOBBY SHOP

The following Hobby Shops have supported us and are supporting us by paying for ad space here and on our web. Some have also donated raffle prizes for our meetings and our annual RepLIcon. We owe it to them to patronize their store even if we could buy the item for a slightly lower price mail order or on the web.

And don't forget to mention that you are a member of the LISMS and appreciate his or her support. Everybody likes a thank you. Depending upon the size of your purchase, these shops have agreed to provide a possible 10% or more discount if you have our membership card.

Alsand's Toy Soldiers Plus

www.alsandmdseco.com

Alan & Sandy, 848 Long Island Ave. Dear Park, NY 11729, (631)254-2650, Collectibles, Action Figures, Miniature Toy Soldiers, Models, etc.

Baseline Model Inc.

Eric, 250 Little East Neck Rd., West Babylon, NY 11704, (631)376-0060, Military Model Specialist, old and new kits bought and sold. Retail and Mail Orders. Closed Mondays.

Get It On Paper

Gary Weickert, 185 Maple St., Islip, NY 11751, (631) 581-3897, open every Saturday noon to 5 PM. - Vintage Toys & Model Kits, Automobilia & auto Literature. Model kits wanted.

Gold Coast Hobby

www.GoldCoastHobby.com

Charles Gonder, 8 railroad Ave, Glen Head, NY 11545, (516)759-9094, Planes, Boats, Cars & Armor. A full line hobby shop dedicated to customer service.

Men-At-Arms Hobbies

James Katona, 134 Middle Country Rd. (Rt. 25), Middle Island, NY (631)924-0583- Excellent selection of lead miniatures-Historical and Fantasy. Plastic Models, War games & Modeling supplies. Books and Magazines.

The Marx-Man

John Stengel, (718)418-9439 - We carry an array of toy soldiers in plastic and metal, from HO to 54 mm/60 mm. Die cast vehicles and Dragon action figures.

Trainville Hobby Depot

Weekend shows only: website: www.trainville.com and e-mail: info@trainville.com



John A. Musolino



IPMS APPLICATION

Not an IPMS member? Need to renew your standing? You can clip out and mail in the form, download a fill-in copy from the LISMS.org web site or visit the IPMS store at <http://www.ipmsusa2.org/store> to submit your application on-line.

International Plastic Modelers' Society/USA Membership Application / Renewal Form

☐ New☐ Renewal

IPMS #

Name: Address: City/State: Zip: Phone: E-Mail: ☐ Junior (17 or younger) \$12.00☐ Adult 1 year \$25.00☐ 2 years \$49.00☐ 3 years \$73.00☐ Family (1 set of Journals) ! Adult fee + \$5.00 X # of cards?

Your Signature:

PAYMENT OPTIONS:

☐ Check:

Check #:

Amount:

Credit Card:

☐ Master Card☐ Visa

Card Number:

Exp. Date:

Billing Address
if different:Name: Address: City/State: Zip: Phone: E-Mail: 

Mail Application to: IPMS/USA, Dept. H, PO Box 2475, N. Canton, OH 44720-0475