



Proud member of IPMS USA <http://ipmsusa.org>

www.lisms.org

RED, WHITE & SPRUE

Volume 20 Number 11

★ LISMS NEWSLETTER ★

November 2013



"THE BLOOD IS
THE LIFE... AND
IT SHALL BE
MINE"

Count Dracula

IN THIS ISSUE

- Kit Review-1/24 Atlantis
Double Kit – Alfa 158 & Lago-Talbot F.1
- Kit Review - 1/48 Hobbycraft P-35A
- Photo Essay P-35A



Next meeting date:
Monday, November 18th
7:30 pm to 10 pm
Levittown Public Library
 1 Bluegrass Lane, Levittown, NY.

Executive Board

President: **Robert DeMaio**
 631 707-3442
taurleo@optonline.net

Vice President: **Roger Carrano**
 347 531-6719
jeepnot@aol.com

Corresponding Secretary: **Fred Seitz**
 631 581-1990
seitzfjs3@gmail.com

Secretary: **Doug Tantillo**
 516-541-7576
dtantill@optonline.net

Editor: **Steve Muth**
 516 671-9456
sgmuth@optonline.net

Graphic Design: **Al Zygier**
 718 793 4186
azygier@verizon.net

Contest Chairman: **Fred Seitz**
 631 581-1990
seitzfjs3@gmail.com



**A little late for Halloween
 but its a great model**

Model: **Dracula by Joe Bergman**
 Photo: **Robert DeMaio**

This Dracula figure was done by Joe Bergman. It consists of about 9 pieces and stands about 12" tall. All pieces are plastic and Joe did not substitute cloth material. Joe stole the show at Poughkeepsie and won three awards. Nice job Joe!



IN THE PILOT SEAT

This next meeting in November will be the last General Meeting of the 2013 year. Oh where is the time going when I can't build fast enough! If only I could hibernate like a bear in my home and shut out the world.

Maybe I'll build a dozen models instead of six. Hmm, still not enough time. I'd better start selling what I don't think I'll build. Don't most of us think like this but can't let go of our stuff? I haven't heard any requests for clinics and rather than be repetitive, we will have a model chat night. Bring down models you're working on or finished for viewing.

Okay, I will need your Holiday Party commitment soon as Monday December 16th is approaching fast. I need a head count by December 7th Pearl Harbor Day. Same invites apply to SSMC members, wives, children, and dates but we have to increase the dinner fee to \$25.00 due to increased cost. We underestimated the turnout last year and Domenico's forgot to order a larger cake. This time I made sure we ordered one twice as big! Yes Santa said a present will be delivered for the younglings! So please make sure you notify me!

One more opportunity to attend the Long Island Historical Miniature Collectors Show on Saturday November 16th at the Freeport Rec Center. See the link on our Show Calendar!

This is a repeat message!!! We are going to offer our members the opportunity to get in on a major order the day after Thanksgiving. Squadron always offers half price on their inventory. Doug will handle the order. Not only will we get a 50% discount, but if over \$500.00 there isn't a shipping fee. The items have to be in stock so you should check Squadron's website before you send in your request to Doug. No back-orders! All you have to do is give Doug a list of what you want in the next TWO weeks. The club will charge it and you can pay when your goods are handed to you. It's a great opportunity to get those high priced items! Or any items you have been seeking. Start making your list now and either bring it to the meeting or e-mail it to Doug.

We received the Noreastcon Plaques already and they are being stored in a safe place. No you will not win one if you guess where. Visit our website in the Members Area for a look at samples. If these won't give you the urge to build for our Noreastcon, you might want to hang up your airbrush.

I have not heard from Chris about Roger's health for two weeks since I developed this writing. If I get an update, I will e-mail everyone. Let's hope Roger is showing progress. And, we see him soon.

Keep building those models!

Bob



1/24

Atlantis Double Kit – *Alfa 158 & Lago-Talbot F.1*

#6001

Reviewed by Steve Muth



Atlantis Model Company, as you may or may not know, has bought up the molds and rights to several old line manufacturers and plans on releasing them again. One of the first that I am aware of is this release of the old SMER offerings of the Alfa Romeo Type 158 (or 159 depending on what you read and where) and the SMER Lago-Talbot (or Talbot-Lago). Both are 1/24th scale with the Alfa molded in red plastic and the Lago-Talbot molded in blue. Each is bagged separately with the clear parts in a separate bag therein. The instructions are even the original SMER instructions. As you would expect, given the vintage of the kits, there is some flash. There is a decal sheet with race numbers and dashboard dials. They look good. There is a rudimentary engine and suspension and the hood comes off so the engine can be displayed.

The Alfa has 46 bright red parts including a few clear bits for the wheels and windscreen. The wire wheels are represented by rims with clear plastic discs that have the spokes engraved in them, the idea being to fill the scribe lines with silver and polish the clear disc. There is a clear windshield but it will need polishing or just substitute a piece of clear acetate. It is not just a slot car without the motor. It should make up into a decent Alfa 158/159. One surprise is that the leaf springs for the suspension are very petite and will look great. There are some sink marks I noticed on the hubs of the wheels but none on the body parts.

The Lago-Talbot has 55 very blue parts (it's French you know) including the clear parts. It has the same clear plastic discs scribed to represent the spokes and a windscreen. The exhaust pipe is a cool 6 into 1 affair that will look great when polished up. Again, the leaf springs are petite – one transverse in the front and two longitudinally mounted in the rear. All the comments on the Alfa apply equally to the Lago-Talbot.

I can't say how accurate they are and there is not much detail but they are the only game in town in 1/24th and I think Atlantis is to be congratulated for resurrecting these molds and reissuing the kits. Now how do we go about encouraging them to re-release some more like the Cooper, Vanwall, Lotus, Gordini, BRM and a host of others from the late '40s and '50s.

P.S. I just found out that these are actually the old Merit molds from the 50s!! Repop put out some of these a few years ago for a short time but is no longer doing it. 🐢



1/48
P-35A
by Hobbycraft
1553

Reviewed by Steve Muth

Derived from the Severski SEV-3 amphibian, the P-35 was the first fighter from the Severski/Kartveli team. It ultimately evolved into the P-41 and P-43 and then into the P-47 Thunderbolt. It was assigned the designation P-35 (no suffix) when 77 were ordered by the USAAF in a competition with Curtiss, who received an order for 200 P-36 aircraft. First deliveries started in mid 1937. Additionally, on June 29th, 1939 the Swedish government contracted with Severski for 15 EP-1-106 fighters (an export variant of the P-35 with modifications specifically for the Swedes who designated them J-9) and on October 11th, 1939 ordered another 45 followed, on January 1st, 1940, by another order for 60 more. The last 60 of the Swedish contract were impressed into the USAAF and 45 (Now designated P-35A by the USAAF) were immediately sent directly to the Philippine Islands for the defense of the islands. Of the remaining 15, designated RP-35A, most were assigned to various training units in the US.

Hobbycraft came out with two boxings of the P-35. The P-35A boxing is HC1553 while the P-35 Racer (AP-7) is HC1554. They are essentially the same kit with the difference being in the decals and lack of guns on the racer. The moldings are the same in each kit.

The Kit P-35A kit is molded in gray styrene with 71 parts plus 4 clear parts. There are decals for two aircraft – one USAAF P-35A of the 34th Pursuit Squadron in 1941 and the other a J-9 of Unit F8 in 1942. There are extra aircraft numbers for the Swedish aircraft. The instructions are of the exploded view type and are adequate but lack color callouts for the cockpit and landing gear. Some photos in the booklet “P-35 Mini in Action #1” show a silver painted cockpit and



landing gear. While photos of the AFM P-35A, taken by the author, show it to have a bronze green or cockpit interior.

The molds are nice given their age 1993? with crisp but a little heavy) recessed panel lines and adequate locating pins. There are a few sink marks in the cockpit area of the fuselage and some minor flash on some parts. The main landing gear struts have a few ejection pin marks but they will be hidden by the wheel trousers. The wings consist of a one piece lower surface and two upper surface parts thus insuring accurate dihedral. Cockpit detail is admirable with 14 parts. The engine also is nice with 5 parts. The instrument panel is also quite nice with raised bezels and pointers. The cowl is said to be a tad small causing a problem with the lower scoop. The canopy fit is said to be good in the closed position but sits too high in the open position. The leading edge of the wings must be drilled out for the wing guns and the landing gear fairings must be trimmed to accommodate the landing gear struts.

It really is a nice kit with just a few niggles, which are to be expected given the age. And, it is the only game in town in 1/48th scale. 🍌

Photo Essay



By Steve Muth


P-35A

This P-35A was photographed at the then Air Force Museum (Now the National Museum of the US Air Force) in October 6th 1981 and December 4th 1982. Notice that the cockpit appears to be in Bronze Green and Black common to that era and the interior of the landing gear wells, including the tail wheel, and flaps are either natural aluminum or painted silver. 🍌

1. P-35A NMUSAF S2526
Cockpit left front



2. P-35A NMUSAF S3260
Cockpit floor



3. P-35A NMUSAF S3264
Cockpit left side




4. P-35A NMUSAF S3261
Cockpit right side



5. P-35A NMUSAF S3262
Cockpit right forward



6. P-35A
NMUSAF
S2521 Right
MLG well rear



7. P-35A
NMUSAF S2523
Right MLG rear



8. P-35A
NMUSAF S2520
Right main landing
gear well boot




9. P-35A
NMUSAF
S2533 Wind-
screen left front

continued on p 7

continued from p 6




10. P-35A NMUSAF S2520
Right main landing gear well
boot



11. P-35A
NMUSAF S2524
Right flap interior



11. P-35A
NMUSAF S2525
Tail wheel and well
right front



12. P-35A
NMUSAF S2727
Nose front



13. P-35A NMUSAF S2728
Lower front fuselage exhausts

Show Calendar Listing for 2013-2014

See Bob DeMaio for details

Date	Event & Location	Website	Day
Nov. 16	Long Island Figure Show Freeport Recreation Center Merrick Rd. Freeport,	http://www.longislandmodelsoldiers.com	Sat
April 5,	MosquitoCon Wayne PAL 1 PAL Drive New Jersey	http://www.njipms.org	Sat
May 2 & 3 2014	Noreastcon 43 American Airpower Museum 1230 New Highway Farmingdale, NY	http://www.lisms-ipms.org	Fri-Sat

Happy
Thanksgiving!



SUPPORT YOUR LOCAL HOBBY SHOP

The following Hobby Shops have supported us and are supporting us by paying for ad space here and on our web. Some have also donated raffle prizes for our meetings and our annual RepLICon. We owe it to them to patronize their store even if we could buy the item for a slightly lower price mail order or on the web.

And don't forget to mention that you are a member of the LISMS and appreciate his or her support. Everybody likes a thank you. Depending upon the size of your purchase, these shops have agreed to provide a possible 10% or more discount if you have our membership card.

Alsand's Toy Soldiers Plus

www.alsandmdseco.com

Alan & Sandy, 848 Long Island Ave. Dear Park, NY 11729, (631)254-2650, Collectibles, Action Figures, Miniature Toy Soldiers, Models, etc.

Baseline Model Inc.

Eric, 250 Little East Neck Rd., West Babylon, NY 11704, (631)376-0060, Military Model Specialist, old and new kits bought and sold. Retail and Mail Orders. Closed Mondays.

Get It On Paper

Gary Weickert, 185 Maple St., Islip, NY 11751, (631) 581-3897, open every Saturday noon to 5 PM. - Vintage Toys & Model Kits, Automobilia & auto Literature. Model kits wanted.

Gold Coast Hobby

www.GoldCoastHobby.com

Charles Gonder, 8 railroad Ave, Glen Head, NY 11545, (516)759-9094, Planes, Boats, Cars & Armor. A full line hobby shop dedicated to customer service.

Men-At-Arms Hobbies

James Katona, 134 Middle Country Rd. (Rt. 25), Middle Island, NY (631)924-0583- Excellent selection of lead miniatures-Historical and Fantasy. Plastic Models, War games & Modeling supplies. Books and Magazines.

The Marx-Man

John Stengel, (718)418-9439 - We carry an array of toy soldiers in plastic and metal, from HO to 54 mm/60 mm. Die cast vehicles and Dragon action figures.

Trainville Hobby Depot

Weekend shows only: website: www.trainville.com and e-mail: info@trainville.com



IPMS APPLICATION

Not an IPMS member? Need to renew your standing? You can clip out and mail in the form, download a fill-in copy from the [LISMS.org](http://www.lisms.org) web site or visit the IPMS store at <http://www.ipmsusa2.org/store> to submit your application on-line.

International Plastic Modelers' Society/USA Membership Application / Renewal Form

☐ New ☐ Renewal IPMS #

Name:

Address:

City/State: Zip:

Phone: E-Mail:

☐ Junior (17 or younger) \$12.00

☐ Adult 1 year \$25.00

☐ 2 years \$49.00

☐ 3 years \$73.00

☐ Family (1 set of Journals) ! Adult fee + \$5.00 X # of cards?

Your Signature:

PAYMENT OPTIONS:

☐ Check: Check #: Amount:

Credit Card:



☐ Master Card



☐ Visa

Card Number: Exp. Date:

Billing Address
if different:

Name:

Address:

City/State: Zip:

Phone: E-Mail:



Mail Application to: IPMS/USA, Dept. H, PO Box 2475, N. Canton, OH 44720-0475