



Proud member of IPMS USA <http://ipmsusa.org>

[www.lisms.org](http://www.lisms.org)

# RED, WHITE & SPRUE

Volume 20 Number 2

★ LISMS NEWSLETTER ★

February 2013



## IN THIS ISSUE

- He 219 Uhu Book Review
- Ki-46 Kit Review
- Club Contest Results
- P-63 C/F Kit Review



Next meeting date:  
**Monday, February 25<sup>th</sup>**  
**7:30 pm to 10 pm**  
**Levittown Public Library**  
 1 Bluegrass Lane, Levittown, NY.

#### Executive Board

President: **Robert DeMaio**  
 631 707-3442  
[taurleo@optonline.net](mailto:taurleo@optonline.net)

Vice President: **Roger Carrano**  
 347 531-6719  
[jeepnot@aol.com](mailto:jeepnot@aol.com)

Corresponding Secretary: **Fred Seitz**  
 631 581-1990  
[seitzfjs3@gmail.com](mailto:seitzfjs3@gmail.com)

Secretary: **Doug Tantillo**  
 516-541-7576  
[dtantill@optonline.net](mailto:dtantill@optonline.net)

Editor: **Steve Muth**  
 516 671-9456  
[sgmuth@optonline.net](mailto:sgmuth@optonline.net)

Graphic Design: **Al Zygier**  
 718 793 4186  
[azygier@verizon.net](mailto:azygier@verizon.net)

Contest Chairman: **Fred Seitz**  
 631 581-1990  
[seitzfjs3@gmail.com](mailto:seitzfjs3@gmail.com)



Model: **Mig**  
 Photo: **Al Zygier**

The Newsletter is published monthly by the  
**The Long Island Scale Model Society**

The Long **Island Scale Model Society** is an  
**IPMS** chartered organization



## IN THE PILOT SEAT

It's February already! It's the month of Valentine Day and we all should be in love with our model building! Well, shouldn't we or is my age thinking on the wrong track? I'm ready to start a model that has been on my list for a while but I have to finish what I'm doing. I'm the type of

builder that gets enthused to build a kit and focus on it to the end. There were times when I had to push it aside to build an IPMS review kit and when finished, only to force that renewed feeling to continue what I set aside. Know what's good for your building happiness.

Here it is again, we meet on February 25<sup>th</sup> because our normal date is President's day and the library is closed. We have a special night planned. Bob Cuce will be our guest speaker, a fellow co-worker, friend, and a Vietnam Vet. He has been at our shows the past 3 years. For those in our club who have not spoken to him about his military service, you will be impressed to hear his experiences on the 50cal Quad on a 5 ton truck. Attached with this newsletter, I'm sending a Bio for you to read before-hand. Bob will answer questions and if you wish, will autograph this Bio or whatever. We need to give Bob all the time necessary so I will not be using any time toward the business portion. I'd like to get Bob started by 7:45 so please try to arrive early. Why not bring in any Vietnam built models to add to the theme? If by chance Mother Nature hits us with a storm, you will be notified by e-mail of a postponement. You are welcome to ask relatives, friends and neighbors to attend Bob's presentation.

Fred will give out the Contest winner ribbons early (7:35). Looking ahead, our next club contest will be in June. Fred will announce a theme attached to it.

For those of you who were not at January's meeting, you did not get the updated RepLicon news. Even if FEMA is occupying the Gym there in April, the show will go on! We will have use of the other two rooms. They are being held for us as backup. We were told we should have a definite answer in March. I am doing extra floor plans for either situation.

Anyone who wishes info on Foreastcon in Rochester in May can go to their website for it. They are sending out flyers and advertising.


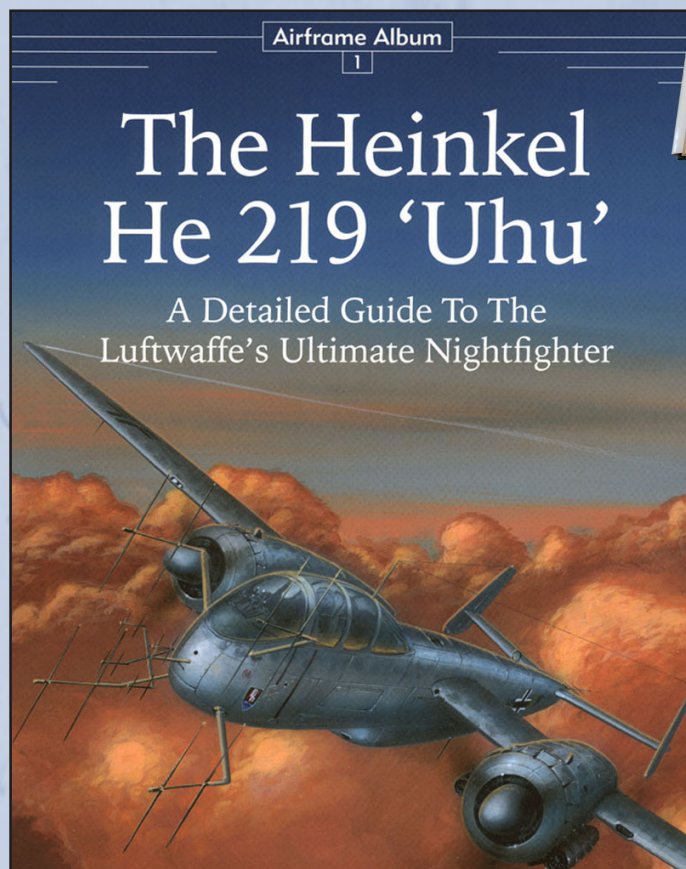
Build a model!

*Bob*



February 2013





**Published by Valiant Wings, 2012,  
SB, 98 pages plus wrap, - \$33.00**

Reviewed by Steve Muth

All you would ever need to super detail a He 219, all in one volume. And, it is priced reasonably! It consists mostly of well captioned photographs and drawings from the He 219A-0 Flugzeug-Handbuch and from the NASM restoration effort. Both pre and post restoration photographs are included (Except for the wings, which are still in progress. The cockpit, interior and exterior of the fuselage, engines and landing gear are well covered in both color and black and white.

This book is aimed directly at the modeler and with the recent He 219 releases by Revell and others, it is very timely. Twenty two pages are devoted to sketches and commentary

on all the different variants, three pages to the history of the NASM's sole surviving example, twelve pages of Camouflage and Markings (with a few color photographs and 15 color profiles), three pages reviewing Revell's new 1/32 He 219 kit and four pages listing and illustrating the many kits, accessories, decals and publications on the He 219. This author had no idea there were so many of each. The one thing it is not is a treatise on the He 219. Only the two pages of the Preface are devoted to the history of the type.

The only real negative is the lack of an index.

Highly recommended to all Luftwaffe and He 219 fans - and even if you are not. 🛩️





1/48

# KI-46 DINAH HYAKUSHIKI SHITEI III, KAI

## Air Defense Fighter by Tamiya, #61056

Review by Fred Seitz



I've been on somewhat of a kick with Japanese aircraft lately. No real reason for it, I got involved in a Japanese group build over on Fine Scale Modeler and I just got into it. This is the second of four Japanese planes I am in the midst of, and I can say that the vast variations of color schemes and aircraft types really give a modeler a super amount of choices of aircraft to build.

The subject of this review is Tamiya's Mitsubishi Ki-46, which is a very nice kit. It's always a safe bet that, when you get a hold of a Tamiya kit, you'll be rewarded with a good, well-engineered kit and a good build experience.

At first glance the model has nice surface detail and very crisp moldings. The fit is very nice and not a lot of putty or sanding will be needed to put this one together. As I built the model, that was indeed true, as not much surgery WAS necessary.

Instructions were clear and easy to

understand, and were pretty much what you would expect of Tamiya. Starting with the cockpit through the fuselage, wings, engines, landing gear and final assembly, the build was smooth and easy. It was an enjoyable build from start to finish.


If I had to name drawbacks with the kit, I would have this: the level of detail was a little soft in both the cockpits and the wheel wells. One of the reasons I posed the canopies in the closed position was due in large part to that lack of interior detail. A model builder, who is into detailing, could do a lot with this kit. Decals were also a bit thick, BUT did 'play nice' with Solvaset solution. There are three choices of markings for the 'Dinah', one in a brownish color, and two in a dark army green. I picked the later because there

was a good contrast between the markings and the paint.

I chose a Ki-46 from the 16th Dokuritsu Hikotai, which was an independent fighter squadron tasked with protecting the Japanese home islands from the increasing B-29 raids.









# LISMS Club Contest Results for January 21, 2013

There was a nice turn out for the first contest of the year, as you can see from the pictures. We have Bob DeMaio to thank for the photos. Due to the snow and early exodus Bob

was unable to photograph all the models, so some are missing. Sorry about that. Any error in the captions are mine. Enjoy! 🚗

## AIRCRAFT

### AC-1 1:72 and smaller

- 1st "Spirit of St Louis" ..... Joe Yeage
- 2nd SB-2 (Captured) ..... Ray O'Neill
- 3rd SA-16 "Albatross" ..... Duayne Yorke

### AC-2 1:48 Scale

- 1st Ki-43 III "Oscar" ..... Freddie Seitz
- 2nd Fw-190A-5 ..... Kevin Batterman

### AC-3 Larger than 1:48 Scale

- 1st Albatross D-V ..... Joe Haberkorn
- 2nd J2M1 "Jack" ..... Bob Demaio

### AC-4 Vac Forms and Converts

- 1st Republic AT-12 Trainer ..... Ray O'Neill

## AUTOMOTIVE

### A-L 1:43 scale and Larger

- 1st Mc Larren M8A ..... Jim Boulukos
- 2nd "Mr. S & 50" Superstock ..... Eric Goldschrafe

### Figures

#### F Figures, All Types and Scales

- 1st Roman Centourian ..... Joe Yeager

### Armor

#### AR-S Smaller than 1:48 Scale

- 1st U.S. Desert Vehicles ..... Joe Yeager

#### AR-L 1:48 Scale and Larger

- 1st Gaz-AA Truck ..... Joe Yeager
- 1st Crossley Armored Car ..... Bill Koppos
- 2nd T-34 ..... Kevin Batterman
- 3rd Jagdtiger ..... Bob DeMaio



Figure 1. Joe Yeager's truck



Figure 2. Bill Koppos's Japanese armored truck





Figure 3. Joe Yeager's Roman Centurian - 1st place in Figures



Figure 4. Marshall Voizard's Sherman tank



Figure 5. Bob DeMaio's Jagdtiger - 3rd in AR-L



Figure 6. Kevin Batterman's T-34 tank - 2nd in AR-L



Figure 7. Joe Yeager's M-3 Stuart



Figure 8. Joe Yeager's group of mid east armored vehicles - 1st place AR-S





Figure 9. Kevin Haberkorn's Albatross D.V  
- 1st in AC-3



Figure 10. Bob DeMaio's J2M3 Jack - 2nd in AC-3



Figure 11. Fred Seitz's Ki-43 III - 1st in AC-2



Figure 12. Ray O'Neill's Il-4 Russian bomber



Figure 13. Ray O'Neill's Yer-2 Russian Bomber





Figure 14. Duane Yorke's SA-16 Albatross  
- 2nd in AC-2



Figure 15. Ray O'Neill's SB-2 captured by the Swedes  
- 2nd in AC-1



Figure 16. Ray O'Neill's Pe-2 Russian bomber



Figure 17. Kevin Batterman's Fw 190A-5  
- 2nd in AC-2





Figure 18. Nick Buro's Albatross D.V





1/48

# P-63C/F Kingcobra

by MPM #48033

Review by Steve Muth

This kit is basically a P-63C with an additional resin fin/rudder to allow you to make a P-63F which has a taller fin with a large fillet. All the parts come on three sprues and a bag of resin parts. There are also three vacuum-form parts for the canopy and doors in a separate bag and two decal sheets, also in a separate bag.

The 16 resin parts are commendably crisp and petite and the decals have excellent registration and color. The 55 styrene parts are good for a limited run kit. There is some flash, particularly on the small pieces. On my kit there are two shallow sink marks on one of the wing upper surfaces. The recessed panel lines are nicely done and very petite, however, the surfaces of the parts is rather coarse. They will require some sanding and polishing if a natural metal finish is desired. As with most limited run kits the sprue

gates are rather thick, but not as bad as some I have seen. There are no locating pins or tabs. Each elevator/horizontal stabilizer is a one piece affair, resulting in nice trailing edges. But, there is not even a tab for location. It will have to be pinned. The propeller blades are separate and will need to be jigged. The cockpit looks to be good thanks to the resin parts but the wheel wells are very rudimentary. The landing gear struts and exhaust parts are rather clunky and crude. There is no engine or figures.

The instructions are of the exploded view style with 11 steps. Included are a nice set of 3 views and a parts layout diagram. There is a cockpit photo but it is so bad as to be useless. Overall the instructions are adequate. There are decals and stencils for 4 aircraft – one P-63F of the USAAF, one P-63F Thompson trophy Racer # 21, one

P-63C of the French AF and one P-63C of the USSR. As I said, the decals look good with bright colors and good registration.

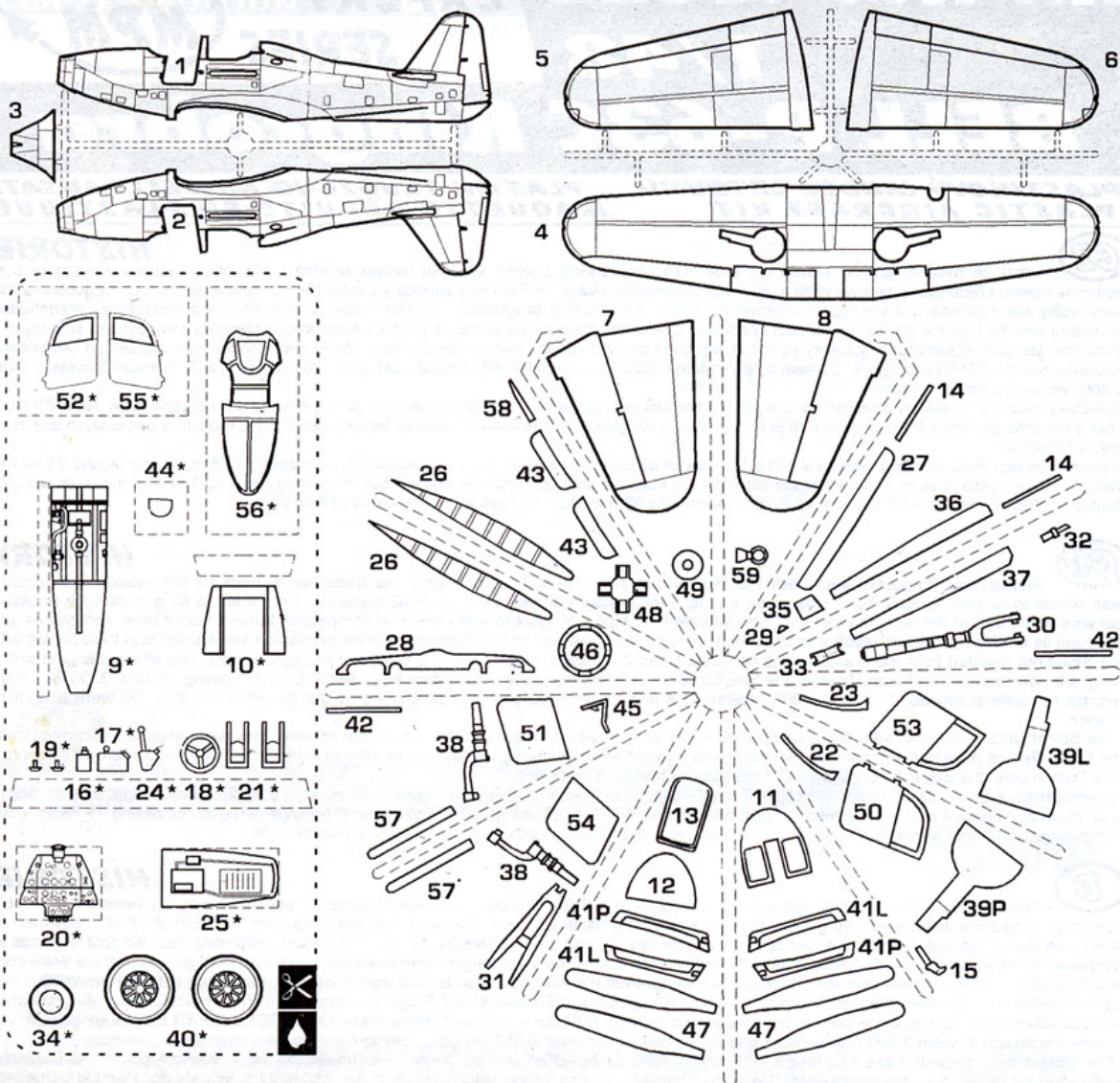
I have read that the P-63 was MPM's first foray into injection molding after their vacuum-forming kits. The moldings reflect this but they are the only game in town in 1/48th and we should be grateful that it is a reasonable affair for a limited run kit. And, it does fill a hole in the 1/48 kit world. The scribing is nicely done, the sink marks few, and overall it appears that a nice model can be made from it. Perhaps, the landing gear and some odd bits from a modern day P-39 kit would ease the effort some.

If you want a P-63 Kingcobra then buy it. There are several different boxings of it. 🛩️



# SESTAVA ASSEMBLY

# BAUANLEITUNG ASSEMBLAGE



## HUMBROL číslo barvy / ODSŤIN HUMBROL COLOR No. / SHADE

- 33** Černá matná  
Matt Black  
Mattschwarz  
Noir Mat
- 56** Hliník  
Aluminium  
Aluminium  
Aluminium
- 60** Červená  
Matt Scarlet  
Matt-Scharlachrot  
Ecarlate Mat
- 62** Tmavošedá matná  
Matt Dark Grey  
Matt-Dunkelgrau  
Gris Foncé Mat

## HUMBROL FARBE Nr. / ABSTUFUNG HUMBROL PEINTURES No. / NUANCE

- 69** Žlutá  
Yellow  
Gelb  
Jaune
- 81** Žlutozelená  
Matt Pale Yellow  
Matt-Hellgelb  
Jaune Pâle Mat
- 94** Hnědožlutá  
Matt Brown Yellow  
Matt-Braungelb  
Jaune Brun Mat
- 113** Rezavá  
Matt Rust  
Matt-Rost  
Rouille Mat
- 145** Středně šedá  
Matt Medium Grey  
Matt-Mittelgrau  
Gris Moyen Mat
- 151** Zelená interier.  
Interior Light Green  
Helles Innengrün  
Vert Clair Intérieur
- 155** Olivově zelená  
Matt Olive Drab  
Matt-Olivgrau  
Gris-brun Olive Mat
- 191** Chromově stříbrná  
Chrome silver  
Chrom-Silber  
Argent Chromé

**?** MOŽNOST VOLBY  
OPTIONAL  
NACH BELIEBEN  
OPTION

**✂** VYŘÍZNOUT  
REMOVE  
ENTFERNEN  
DETACHER

**g** ZÁTĚŽ  
ADDWEIGHT  
GEWICHT  
EQUILIBRER



**💧** POUŽÍŤ LEPIDLO NA KOV  
INSTANT GLUE FOR METAL  
METALLKLEBER  
COLLE A METAL

**...** NÁTŘÍŤ  
COLOUR  
FARBEN  
PEINDRE

**...** OBTISK  
DECAL  
ABZIEHBILDER  
DECALQUE



## Show Calendar Listing for 2013

See Bob DeMaio for details

Date	Event & Location	Website	Day
April 6	NJIPMS Mosquitocon Wayne, NJ	<a href="http://njipms.org">http://njipms.org</a>	Sat
April 13	RepLicon 26 130 Merrick Avenue Freeport, NY 11520	<a href="http://www.lisms-ipms.org">http://www.lisms-ipms.org</a>	Sun
April 14	Buffcon 30 Knights of Columbus Club 2735 Union Rd Cheektowaga, NY	<a href="http://www.ipmsniagarafontier.com/">http://www.ipmsniagarafontier.com/</a>	Sun
May 3-4	Noreastcon 42 Radisson Inn 175 Jefferson Rd. Rochester, NY	<a href="http://www.ipmsrochester.org">http://www.ipmsrochester.org</a>	Fri-Sat
May 10 & 11	MFCA 71st Annual Show Valley Forge Convention Center King of Prussia, PA	<a href="http://www.MFCAShow.com">www.MFCAShow.com</a>	Fri-Sat
Aug. 7-10	IPMS 2013 National Convention Colorado	<a href="http://www.ipmsusa.org">www.ipmsusa.org</a>	Wed-Sat
Sept. TBA	AMPSEAST 2012 Crown Plaza Danbury	<a href="http://www.militarymodelers.org">www.militarymodelers.org</a>	Fri-Sat
Oct. TBA	Model Fest '11 Knights of Columbus Hall 625 Bridgeport Avenue Milford, CT 0646	<a href="http://www.ipmsstratford.org/">http://www.ipmsstratford.org/</a>	Sun
Oct. 19	HVHMG Elks Lodge 29 Overocker Road Poughkeepsie	<a href="http://www.hvhmg.com">www.hvhmg.com</a>	Sat
Nov. TBA	LIARS Freeport, NY	<a href="http://www.wix.com/liarsmodelcarclub/liars">http://www.wix.com/liarsmodelcarclub/liars</a>	Sat
Nov. TBA	Long Island Figure Show Freeport Recreation Center Merrick Rd. Freeport,	<a href="http://www.longislandmodelsoldiers.com">http://www.longislandmodelsoldiers.com</a>	Sat

## SUPPORT YOUR LOCAL HOBBY SHOP

The following Hobby Shops have supported us and are supporting us by paying for ad space here and on our web. Some have also donated raffle prizes for our meetings and our annual RepLicon. We owe it to them to patronize their store even if we could buy the item for a slightly lower price mail order or on the web.

And don't forget to mention that you are a member of the LISMS and appreciate his or her support. Everybody likes a thank you. Depending upon the size of your purchase, these shops have agreed to provide a possible 10% or more discount if you have our membership card.

### Alsand's Toy Soldiers Plus

[www.alsandmdseco.com](http://www.alsandmdseco.com)

**Alan & Sandy**, 848 Long Island Ave. Dear Park, NY 11729, (631)254-2650, Collectibles, Action Figures, Miniature Toy Soldiers, Models, etc.

### Baseline Model Inc.

**Eric**, 250 Little East Neck Rd., West Babylon, NY 11704, (631)376-0060, Military Model Specialist, old and new kits bought and sold. Retail and Mail Orders. Closed Mondays.

### Get It On Paper

**Gary Weickert**, 185 Maple St., Islip, NY 11751, (631) 581-3897, open every Saturday noon to 5 PM. - Vintage Toys & Model Kits, Automobilia & auto Literature. Model kits wanted.

### Gold Coast Hobby

[www.GoldCoastHobby.com](http://www.GoldCoastHobby.com)

**Charles Gonder**, 8 railroad Ave, Glen Head, NY 11545, (516)759-9094, Planes, Boats, Cars & Armor. A full line hobby shop dedicated to customer service.

### Men-At-Arms Hobbies

**James Katona**, 134 Middle Country Rd. (Rt. 25), Middle Island, NY (631)924-0583- Excellent selection of lead miniatures-Historical and Fantasy. Plastic Models, War games & Modeling supplies. Books and Magazines.

### The Marx-Man

**John Stengel**, (718)418-9439 - We carry an array of toy soldiers in plastic and metal, from HO to 54 mm/60 mm. Die cast vehicles and Dragon action figures.

### Trainville Hobby Depot

Weekend shows only: website: [www.trainville.com](http://www.trainville.com) and e-mail: [info@trainville.com](mailto:info@trainville.com)





## IPMS APPLICATION

Not an IPMS member? Need to renew your standing? You can clip out and mail in the form, download a fill-in copy from the [LISMS.org](http://www.lisms.org) web site or visit the IPMS store at <http://www.ipmsusa2.org/store> to submit your application on-line.

### International Plastic Modelers' Society/USA Membership Application / Renewal Form

☐ New      ☐ Renewal      IPMS #

Name:

Address:

City/State:  Zip:

Phone:  E-Mail:

☐ Junior (17 or younger) \$12.00

☐ Adult 1 year \$25.00

☐ 2 years \$49.00

☐ 3 years \$73.00

☐ Family (1 set of Journals) ! Adult fee + \$5.00 X # of cards?

Your Signature:

### PAYMENT OPTIONS:

☐ Check:      Check #:       Amount:

Credit Card:



☐ Master Card



☐ Visa

Card Number:  Exp. Date:

Billing Address  
if different:

Name:

Address:

City/State:  Zip:

Phone:  E-Mail:



Mail Application to: IPMS/USA, Dept. H, PO Box 2475, N. Canton, OH 44720-0475