



Proud member of IPMS USA <http://ipmsusa.org>

www.lisms.org

RED, WHITE & SPRUE

Volume 19 Number 11

★ LISMS NEWSLETTER ★

November 2012

IN THIS ISSUE

- ME 262A Kit Review
- Photo Essay F-94 Starfighter part 2
- Seen on the Table





Next meeting date:
Monday, November 19th
7:30 pm to 10 pm
Levittown Public Library
 1 Bluegrass Lane, Levittown, NY

Executive Board

President: **Robert DeMaio**
 631 707-3442
taurleo@optonline.net

Vice President: **Roger Carrano**
 347 531-6719
jeepnot@aol.com

Corresponding Secretary: **John Musolino**
 516 713-6388
lisms@juno.com

Treasurer: **Doug Tantillo**
 516-541-7576
dtantill@optonline.net

Editor: **Steve Muth**
 516 671-9456
sgmuth@optonline.net

Graphic Design: **Al Zygyier**
 718 793 4186
azygyier@verizon.net

Contest Chairman: **Fred Seitz**
 631 581-1990
seitzfjs3@gmail.com

Contest Co-Chairman: **Richie Marotta**
 631 207-1979
richardmarotta@optonline.net



Model: **1/35 Scale Russian Tank by Kevin Batterman**
 Photo: **Stephen Muth**

The Newsletter is published monthly by the
The Long Island Scale Model Society

The Long Island Scale Model Society is an
 IPMS chartered organization



IN THE PILOT SEAT

Well, I sure hope you all survived Hurricane Sandy without any family injuries or damages to your property. If we club members do not hear from you for a few weeks, we understand. When the time is right, contact us somehow and be well. I feel for those

people who want to live near the coastal areas and had such disaster to their homes and boats. Homes can be rebuilt, unfortunately not as fast as we can build models, but those who survived should feel fortunate they are still here.

Our next club meeting is Monday, November 19th at the Levittown Library. I will be running a computer slide show of shows attended including the Nats in Florida. This will not stop anyone from bringing your usual show and tell models. For those of you who want to bring down the kits you didn't auction off to anyone, you are welcome to put out there for selling. Remember, not everyone attended!

Yes we will have our Holiday Party in December but Doug and I have been delayed getting out there to pin down a date and food due to Hurricane Sandy. We will have info soon and I will send out an e-mail to that effect.

A very important notice here everyone! Due to issues and problems the past two months or so, we have been faced with relieving Matt of his duties with LISMS. I took the initiative to change our website once again. Please refer to www.lisms-ipms.org for our official site. Within a couple of days I was able to learn and post much of the important facts needed to be up there. All RepLIcon 26 Rules, Categories, and forms are posted.

Robert Siebelts is a member of the SSMC-Francis Gabreski Chapter and is serving our country overseas. He asked Fred for some magazines to read on the soldier's down time, but we did them better. Besides the magazines requested, we sent them a large box of various models I had pre-packed ready to go along with building items: non-toxic tube glue, sanding sticks, rubber bands, tape, etc that we collected from "Support Our Troops" at our shows. Robert said he will send us some pictures and if they request more, we have them. I will post this on our website without delay if they send any.

Hope you all are looking forward to the holiday season ahead!
 Yep, they're near!

Build a model!

Bob





1/48 Me 262A-1-Schwalbe WITH BMW 003 ENGINES

by Hobby Boss, # 80375, \$35.00

Review by Steve Muth

Continuing to amaze me, Hobby Boss has released another new variant of the Me 262. This time the BMW 003 powered version. As it turned out only two were built. Since the 003s had considerably less thrust, speed dropped off to an unacceptable 496mph. The Jumo powered A-1a had a top speed of 540mph.

As you would expect, the kit is the same as their other offerings but with one different sprue – for the engines (No you don't get both engines) and a new decal sheet. Coming in a sturdy top opening box with excellent artwork, the kit has 181 gray styrene parts (on 11 sprues packed in plastic bags), 4 clear parts packaged in separate plastic bags and cushioned with foam), and a metal nose weight incorporating the nose wheel well. Also included are four X-4 air to air guided missiles – although they were never flown on the Me 262. There are also two different nose wheels – ribbed and smooth tread along with two nose gear struts (that appear to be identical to me). There are no R4M missiles (which were fitted to the Me 262). The interior of the fuselage and engine nacelles have ribbing and frames so you can place the internal equipment inside and leave the access hatch open to display it all. Why the engine nacelles have internal ribs and such is curious since no engines are included, only turbine front and rear faces. Maybe in the future? Likewise, there are no pilot or ground crew figures. The rudder is the only control surface that can be posed.

The moldings look very good with little or no flash. The sink marks above the landing gear wells on the wing top surface, evident on other offerings, thankfully are not on this kit. Ejector pin marks are very subtle and generally in unob-

trusive places. The surface finish is dull for good paint adhesion. There are the usual subdued panel lines and rivet detail even though the 262 was generally puttied on most seams.

The instructions are on an 8 page fold out and include a parts tree illustration. The instructions are of the now usual exploded view format and there is a separate full color sheet of 4 views for painting and marking information for two aircraft, E3+32 and 078. Registration is very good. The swastikas, unfortunately, are of the split type to permit sale in Germany. Paint call outs are by RLM number with references to Mr. Hobby, Vallejo, Model Master, Tamiya and Humbrol.

Personally, I can't comment on the fit but "Scale Aircraft Modelling" gave the recce version, Me 262A-1a/U3, high marks for fit.

All in all, a good kit of a rare variant well worth the price. 🐸



Photo Essay



These photos of F-94C-1-LO, s/n 51-13575, were taken at the New England Air Museum, in Connecticut. The aircraft is /was outdoors and is slowly deteriorating but is complete in what appears to be arctic colors. The NEAM is a fantastic museum and only about a two hour drive away near the Bradley International Air-

port in the North West corner of the state. The outside aircraft are in the open and access is not restricted. Look them up on the web.

Next month we will try to feature landing gear details.

All pics except where noted are by S. Muth

F-94C STARFIRE PART 2



Figure 9 Light on top of The nose




Figure 10 Right side of nose with latches



Figure 11 Windscreen wiper posts




Figure 12 Left intake

continued on p 5

Figure 13 Right Intake

Figure 14 Front part of right wing tank

Figure 15 Middle of right wing tank

Figure 16 Right tip tank rear





Figure 17 Right air brake interior from above




Figure 18 Right air brake interior




Figure 19 Right air brake exterior

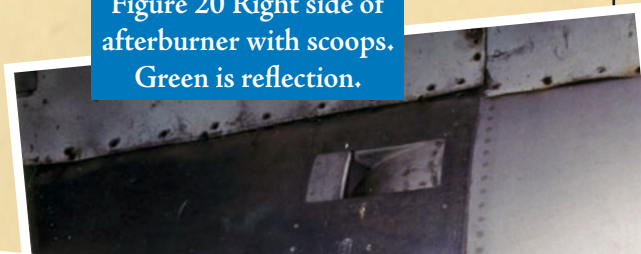


Figure 20 Right side of afterburner with scoops.
Green is reflection.



Figure 21 Exhaust



Figure 22 Right rear fuselage cooling vent



continued from p 6



Figure 23 Upper right mid fuselage



Figure 24 Right wng flap interior



Figure 25 Rudder right side




Figure 26 Rudder left side

Seen on the Table

AT THE OCTOBER 15TH 2012 MEETING

All photos by Steve Muth
unless otherwise noted.

As usual, there were some neat models on the table this month. A good mix of subject matter too. There were Figures, Aircraft, Tanks, Race Cars and a creature arising from the swamps. No ships or Sci-fi though. It is always fun to look at someone else's handiwork and discover how they "did that". It's a shame we didn't do a show and tell but the auction took up most of the time. Enjoy. 🛩️




Figure 1:
Kevin Batterman's Fw 190
night fighter



Figure 2:
Figures by Fletcher Clement
and Greg DeFranco



Figure 3:
Kevin Batterman's
Creature



Figure 4:
Jim Boloukos's Lotus 72
in the works

continued on p 9

continued from p 8

Figure 5:
Kyle Koppos's Morane
Saulnier G




Figure 6:
Ray O'Niell's YER-2 with
AM-30 Diesels



Figure 9:
Steve Marten's TBD-1 Devastator



Figure 7:
Eric Goldshraff's fleet of Duster
and Challenger stock cars



Figure 8:
Steve Martens's P-40



Figure 10:
Unk



Show Calendar Listing for 2012

See Bob DeMaio for details

Date	Event & Location	Website	Day
Oct. 20	2012 HVHMG 26 Elks Lodge 29 Overocker Road, Poughkeepsie, NY	www.hvhmg.com	Sat
Nov 10	LIARS Freeport, NY	www.wix.com/liarsmodelcarclub/liars	Sat
Nov. 17	Long Island Figure Show Freeport Recreation Center Merrick Rd. Freeport, NY	http://www.longislandmodelsoldiers.com	Sat

Random Notes from the Editor

By Steve Muth

I have discovered three new web sites that are very nice.

For the car guys:

<http://members.optusnet.com.au> - Has decals for 1/12, 1/18, 1/24, 1/32, and 1/43 scale cars – Sports Cars, NASCAR, F1 etc. Plus lots of plastic bodies.

For the aircraft guys:

1. www.plasticwarfare.se/2012/01saab-a32awalkaround - SAAB A-32A walk around plus a lot of armor walk arounds.
2. www.militaryfactory.com/cockpits/index.asp - cockpits.

SUPPORT YOUR LOCAL HOBBY SHOP

The following Hobby Shops have supported us and are supporting us by paying for ad space here and on our web. Some have also donated raffle prizes for our meetings and our annual RepLICon. We owe it to them to patronize their store even if we could buy the item for a slightly lower price mail order or on the web.

And don't forget to mention that you are a member of the LISMS and appreciate his or her support. Everybody likes a thank you.

Depending upon the size of your purchase, these shops have agreed to provide a possible 10% or more discount if you have our membership card.

Alsand's Toy Soldiers Plus

www.alsandmdseco.com

Alan & Sandy, 848 Long Island Ave. Dear Park, NY 11729, (631)254-2650, Collectibles, Action Figures, Miniature Toy Soldiers, Models, etc.

Baseline Model Inc.

Eric, 250 Little East Neck Rd., West Babylon, NY 11704, (631)376-0060, Military Model Specialist, old and new kits bought and sold. Retail and Mail Orders. Closed Mondays.

Get It On Paper

Gary Weickert, 185 Maple St., Islip, NY 11751, (631) 581-3897, open every Saturday noon to 5 PM. – Vintage Toys & Model Kits, Automobilia & auto Literature. Model kits wanted.

Gold Coast Hobby

www.GoldCoastHobby.com

Charles Gonder, 8 railroad Ave, Glen Head, NY 11545, (516)759-9094, Planes, Boats, Cars & Armor. A full line hobby shop dedicated to customer service.

Men-At-Arms Hobbies

James Katona, 134 Middle Country Rd. (Rt. 25), Middle Island, NY (631)924-0583– Excellent selection of lead miniatures-Historical and Fantasy. Plastic Models, War games & Modeling supplies. Books and Magazines.

The Marx-Man

John Stengel, (718)418-9439 – We carry an array of toy soldiers in plastic and metal, from HO to 54 mm/60 mm. Die cast vehicles and Dragon action figures.

Trainville Hobby Depot

Weekend shows only: website: www.trainville.com and e-mail: info@trainville.com




Photo: Al Zygier



IPMS APPLICATION

Not an IPMS member? Need to renew your standing? You can clip out and mail in the form, download a fill-in copy from the LISMS.org web site or visit the IPMS store at <http://www.ipmsusa2.org/store> to submit your application on-line.

International Plastic Modelers' Society/USA Membership Application / Renewal Form

☐ New

☐ Renewal

IPMS #

Name:

Address:

City/State:

Zip:

Phone:

E-Mail:

☐ Junior (17 or younger) \$12.00

☐ Adult 1 year \$25.00

☐ 2 years \$49.00

☐ 3 years \$73.00

☐ Family (1 set of Journals) ! Adult fee + \$5.00 X # of cards?

Your Signature:

PAYMENT OPTIONS:

☐ Check:

Check #:

Amount:

Credit Card:



☐ Master Card



☐ Visa

Card Number:

Exp. Date:

Billing Address
if different:

Name:

Address:

City/State:

Zip:

Phone:

E-Mail:



Mail Application to: IPMS/USA, Dept. H, PO Box 2475, N. Canton, OH 44720-0475