



Proud member of IPMS USA <http://ipmsusa.org>

[www.lisms.org](http://www.lisms.org)

# RED, WHITE & SPRUE

Volume 19 Number 6

★ LISMS NEWSLETTER ★

June 2012

## IN THIS ISSUE

- Book Review - Fw 190D and Ta 152
- XB-51
- What's New
- Seen on the Table



*Douglas*  
**A-1H SKYRAIDER**  
U.S. NAVY





Next meeting date:  
**Monday, June 18th**  
**7:30 pm to 10 pm**  
**Levittown Public Library**  
 1 Bluegrass Lane, Levittown, NY

#### Executive Board

President: **Robert DeMaio**  
 631 707-3442  
[taurleo@optonline.net](mailto:taurleo@optonline.net)

Vice President: **Roger Carrano**  
 347 531-6719  
[jeepnot@aol.com](mailto:jeepnot@aol.com)

Recording Secretary: **Matt Stahl**  
 631 650-5919  
[matt@rexwyo.com](mailto:matt@rexwyo.com)

Corresponding Secretary: **John Musolino**  
 516 713-6388  
[lisms@juno.com](mailto:lisms@juno.com)


Treasurer: **Doug Tantillo**  
 516-541-7576  
[dtantill@optonline.net](mailto:dtantill@optonline.net)

Editor: **Steve Muth**  
 516 671-9456  
[sgmuth@optonline.net](mailto:sgmuth@optonline.net)

Graphic Design: **Al Zygier**  
 718 793 4186  
[azygier@verizon.net](mailto:azygier@verizon.net)

Contest Chairman: **Fred Seitz**  
 631 581-1990  
[seitzfjs3@gmail.com](mailto:seitzfjs3@gmail.com)

Contest Co-Chairman: **Richie Marotta**  
 631 207-1979  
[richardmarotta@optonline.net](mailto:richardmarotta@optonline.net)



Model: **Roger Carrano**  
 Photo: **Steve Muth**

The Newsletter is published monthly by the  
**The Long Island Scale Model Society**

The Long Island Scale Model Society is an  
 IPMS chartered organization



## IN THE PILOT SEAT

This meeting will be on Monday June 18th and just before most of us take vacations. I know some of you have kits and maybe accessories to sell. Pull them out and bring some to the meeting. A couple of you have been doing this in the past months and I noticed it seems to work well. We have been averaging thirty-two members a meeting out of fifty-two registered. An auction is a possibility and could be decided that evening. I will bring the gavel if we so choose to go that route. Any questions or suggestions on this can are accepted.

I have two Noreastcon awards to give out Monday to those who missed the ceremony.


Bringing models either under construction, about to start, or finished is a good part of having a club to attend. I had some suggestions and guidance from John Lam on my Jagdtiger kit. Let's continue this process and talk model building. Let's see what you're doing!

We have an extensive new website and we need to add to it now. At my next eBoard meeting, which hasn't been since before our hosting Noreastcon, that will be my prime focus. I'm sure Matt has plans too. Once established what we want to add, all of you members will be informed. One thing you may not do is post or give away any family members. If they don't give you time to build your kits, you will have to find another method. LOL!!!! We will also be starting preparations for Replicon next April. Rules, categories, and vendor info will be posted this Summer.

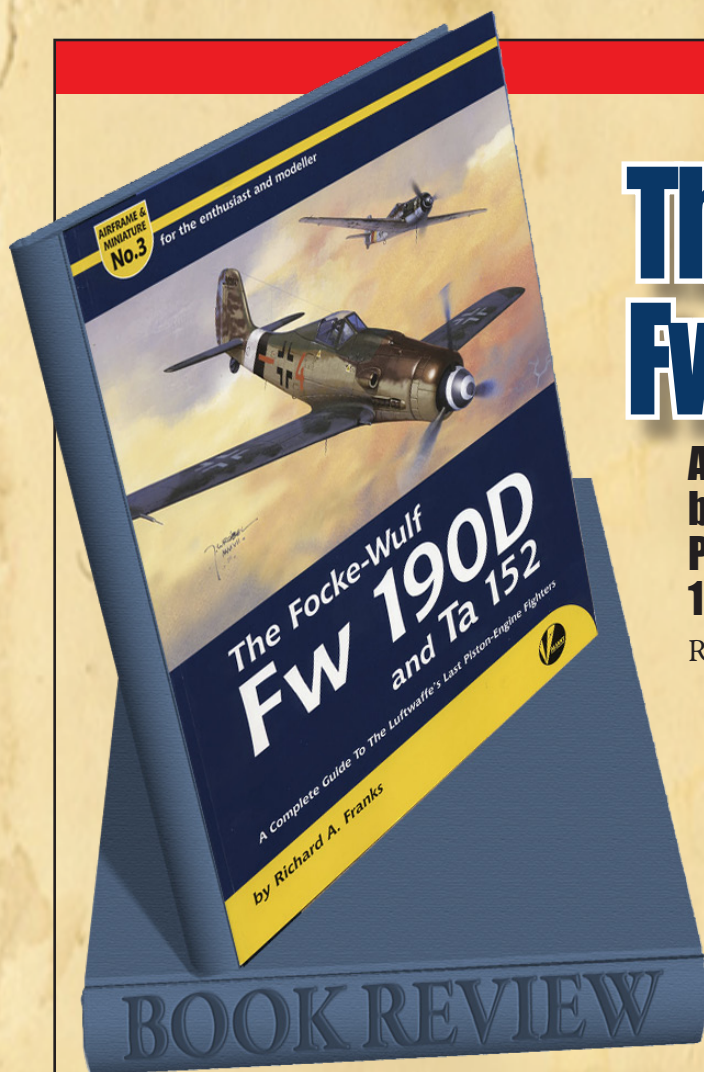
Last month I thanked everyone for their help at Noreastcon I have to add a 'Special Thanks' to Fred Seitz who ran and has been running our Regional and club contests. Also 'Special Thanks' to Matt who has put together splendid raffle tables. Both were a big part of the show and a huge success! Thanks guys! And for those who didn't hear yet, next year Noreastcon will be in Rochester, NY. They will have the traditional Friday and Saturday show with a Saturday night banquet. That's about it for now!

Build a model!

*Bob*







# The Focke-Wulf FW 190D and Ta 152

**Airframe and Miniature No. 3,  
by R. Franks,  
Published by Valiant Wings, 2012, SC  
162 pages**

Review by Steve Muth



This is book aimed squarely at the modeler. It is printed on good opaque glossy paper. It is lavishly illustrated with innumerable B&W and color photographs, drawings and sketches. Many of the photographs have never before been published. There are three groups of chapters, one for the airframes, one for the kits plus four appendices, a glossary and four page fold out with excellent three views of both the Fw 190D and Ta 152H of various versions.

The Airframe Chapters include separate chapters on the Evolution (6p), Fw 190D Series (14p), Ta 152C Series (12p), Ta 152 Series (14p), Projects (8p), Camouflage and Markings (8p) and Color Profiles (7p). Top views are not neglected here either. In addition to the Camouflage and Marking chapter there are color notes for many of the in-

dividual variants discussed. A true modeler's delight!

The Miniatures Chapters spend over 70 pages on building what the authors consider the best of available kits in 1/72, 1/48 and 1/32. These are very detailed and give lots of technique hints and color tips. They are very thorough and detailed. The chapter on building a collection has an isometric drawing of each variant highlighting the differences from one to the next. Excellent! The In Detail chapter is 24 pages of excellent walk around photos and sketches of the Air Force Museum's restored Fw 190D-9, the Museum of Flight's Fw restored Fw 190D-13 and the Smithsonian's unrestored Ta 152H-0. This is an excellent compilation of photos and sketches.


There are four appendices – Appendix 1

is a three page list of all the static scale kits produced to date with box top photos of many of them. They note if the kit is a reissue or uses the same molds as another manufacturer. Appendix 2 is a four page list of accessories, again with photos of many of them. Appendix three is also a 4 page list of decals with photos of many of them. Appendix 4 is a two page bibliography and also has cover photos of many of them.

This is the third in Valiant Wings series of books, the others being the Me 262 and Typhoon. It seems each one is better than the others. These are truly excellent books and worthy of being in anyone's collection. At \$24.00 they are an excellent buy and are recommended.



# -IN THE BOX KIT REVIEW-



## 1/72 **XB-51** by Anigrand # AA-2035

Review by Steve Muth

The XB-51 lost out to the English Electric Canberra for the USAF's bomber competition to replace the A-26 Invader in the late 1940s and early 1950s. In the competition, two prototypes were constructed, the first flying in 1949. It was faster than the Canberra but had lower endurance, which was deemed very important for the ground attack mission projected. After the fly off, the Canberra was chosen as the winner and the XB-51 was cancelled. Martin was awarded the manufacturing (under license).

Cast in a crème colored resin, the kit has 31 pieces including two cast resin clear parts – canopy and navigators window. Initial kits apparently had a vacuum formed canopy but this one is cast. All castings are clean with no molded bases to remove. It is almost as if they were low pressure injected. The flying surfaces are all one piece affairs thus assuring nice trailing edges. Major parts are located by substantial peg and hole arrangements, thus eliminating the “tink” of a part being broken off by careless handling. It also helps immensely in aligning things. The engines have a turbine face for the front and an exhaust pipe for the rear. The wheel wells are boxed in and have a fair amount of pipe detail and such. There is a two seat cockpit tub, seats, consoles, control column and instrument panel but the consoles are naked and the instrument panel detail rudimentary.

The moldings, as I said, are clean without casting blocks to be removed. All panel lines are petite and consistent; the shape looks good although some web sites claim the engines are too big. I don't see that though. The shape and size look good to me. The fuselage is a four part affair as shown in the parts illustration. There are no apparent pin holes but one of the holes for wing alignment and attachment is misshapen on my kit but looks like a few swipes with a file will fix it up.


The kit comes packaged in a sturdy corrugated box with a top opening lid. The parts are in a plastic bag with separate compartments for the major pieces and a separate plastic bag for the clear parts. There is no P.E. The decals are limited to the stars and bars, serial numbers and the XB-51 logo for the nose. There are no walk lines or stencils. The instructions are very simplistic and of the exploded view type. There is a short history blurb and a poor B&W three view for color and marking reference; this last being almost useless.

All in all, I am satisfied with it and would recommend it to anyone interested in the offbeat and enjoys old fashioned modeling. It is not a ‘fall together’ model but not something only a master modeler could build. 🛩️

*continued on p 5*



continued from p 4





# What's New...?

June 2012

Roger Carrano



## TAMIYA 1/32 P-51D SILVER EDITION & 1/48 STURMOVIC

In typical Tamiya style they have once again "broken the mold" with the most over the top kit ever produced by them. They have come out with a new 1/32 P-51D which by all reviews states that the detail and fit is some of the best Tamiya has ever done. But this time Tamiya has gone one better--- they have put on seven of their sprues in this kit a chrome finish which brings out the detail like nothing ever seen. Also the finish is not like the bright chrome finish that one would normally see on chrome plated parts. This finish is suppose to have a satin silver effect which probably looks more real than the over bright

chrome effect that we are use to seeing. The kit has not yet been released but when it is, the cost will be just a mere \$240. I'll leave you all to your own opinions but you have to admit that this coating is unique.

Another new kit, but a lot less extravagant, is the Ilyushin Il-2 Shturmovik in 1/48 scale. It has a two seat cockpit, swept outer wings, three types of canopies and a highly detailed cockpit just to mention a few highlights. I'm sure it is molded with Tamiya's usual great detail and it also promises to include "some innovative engineering" and I'm sure they're not lying. Their web site is <http://www.tamiyausa.com>



## AK INTERACTIVE USA

AK Interactive has a huge variety of products that help to aid in the weathering process with emphasis on armor products which include books, DVDs, painting products, weathering effects, washes and lots more that add realism to our "masterpieces". I myself have bought a book from them on the "MRAP" vehicle which not only includes walk around pictures, text and shots of close detail, but also included is a DVD which contain more actual pictures of different setups of that particular vehicle. You have to browse through their website in order to really get the full picture of the products they have at reasonable prices. Some of their products can be had from different vendors at even cheaper prices but are hard to find. There is also an "on-site" forum to assist the modeler in using their products and also comments and ideas from actual users. Their web site is <http://www.ak-interactive-usa.com>

continued on p 7



## DELUXE MATERIALS

Deluxe Materials makes all kinds of modeling adhesives and scenic products. The company offers a product called "Liquid Gravity" which is designed to be poured into small areas to add weight to models, such as aircraft, such as the nose of the aircraft in order to allow the aircraft to sit on its front landing gear instead of "tail sitting" or being held up with an ugly piece of "something". There are also other uses for this product and other really great products on their website. Some of these items include putty, ca glue and "water waves" for dioramas. They have great, unusual stuff that can be very helpful and stuff that you never even knew existed. Their website is <http://www.deluxematerials.com>



Accessories 1:35

**Greatest realism for your dioramas**

Long Dock and Dock with Stairs, with Vosper 72'6" MTR 77

## ITALERI

Italeri has added two new products to add realism to their to their boat models. The first being "The Long Doc" which is just under two feet long which the model sits next to and the deck part can have figures, vehicles or just about anything you want placed on to add even more realism. The second is the "Dock with Stairs" which is half as long and adds water level steps for the boats to moor next to, These can be modeled close



together or can stand alone. Italeri has added to these kits lots of extras to detail the dock such as pier posts, ladders, life rings and gangplanks just to mention a few. Take a look. Their website is <http://www.italeri.com>.

## 使用例



写真は基本塗装の上、スミ入れを行っています。



機関銃手のシート等は腰ベルトのみ使用します。

## FINE MOLDS

Fine Molds has come out with a new line of seatbelts which are promising a little different approach. They can be bent into position and attached with plastic adhesives. They are finely molded with fantastic detail. They are out in three scales (1/72, 1/48 & 1/32) and have US, German and

Japanese styles for now and promises to expand their line with more types of seat belts. I know there are people who ask "Why spend money on these seatbelts. I make mine cutting them from paper or tape and color them with pencil and then just glue them to the seat." Well, they look like they were cut from paper or tape and glued to the seat. "Nuf said." Anyway their website is <http://translate.google.com/translate?hl=en&sl=ja&tl=en&u=http%3A%2F%2Fwww.finemolds.co.jp%2F>

Well, I guess that's it for now so keep building.  
Peace to you and yours,  
Roger



# Seen on the Table

At NorEastCon 2012 at the American Airpower Museum

All photos by Steve Muth unless otherwise noted.

NorEastCon was a resounding Success! We had 375 models on the tables, put there by 120 modelers. And, the American Airpower museum was a perfect place to hold it. Included here is just a sampling of all the great models on display. Best of all, we made

money, attracted four new potential members and introduced 21 kids to modeling at the "Make n Take". One of the highlights, for me anyway, was seeing the 2010 Raffle prize on the table. (That big Lindberg Japanese sub with 5 Kaiten mini subs.) A complete listing of the contest results will be on the web site.

One other thing that I really liked was the vendor area. The main theme seemed to be the many vintage kits for sale at very good prices. In speaking to several of the vendors it seems they were out to thin their inventories. All the better for us. I hope they succeeded. The weather was good too! Enjoy!!

3rd Place Open Wheeled 1/12 1975 Ferrari 312T  
by M. Turco



1/32 Ar 196



1/35 Challenger  
by M. Voizard



3rd Place 1/32 J2M4 Raiden  
by R. DeMaio



3rd Place Diorama 1/35 Soviet Marines  
by K. Lukyahov

continued on p 9



continued from p 8

1st Place Commercial 1/24 Blacktop Hauler  
by T. Walker



1/48 Biplanes



1/48 B-24D Liberator  
by T. Kelly



1/48 Jet Aircraft Line-up



1/72 diorama Tending  
the Wounded



1/8 He 219 & Me 410  
by F. Seitz



1/72 XF-91 with  
Butterfly Tail

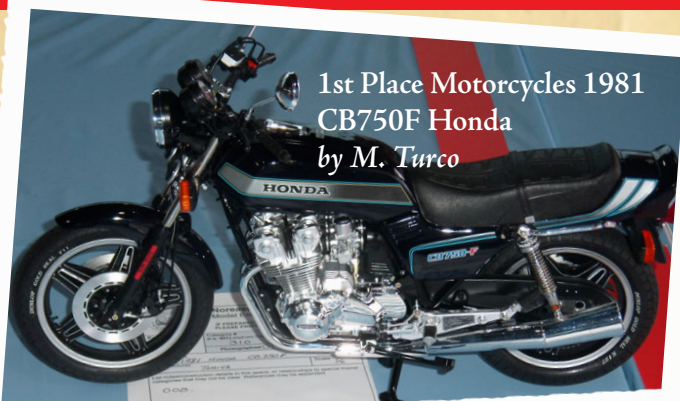


2010 raffle prize - Lindberg's  
Japanes sub with Kaitens



continued on p 10





1st Place Motorcycles 1981  
CB750F Honda  
by M. Turco



An eclectic collection of  
Junior Class cars




A nice selection of armor



Another nice cannon



B-36 aluminum overcast



Biplane - oh the wires!



1st Place Auto 1/18 & larger  
Caterham Super 7  
by Mike Gonder



Diorama - art and modeling



Figures were well represented



Fw 190 Field repairs diorama



1st Place Ships  
The Mayflower  
by R. Verriest



Make n Take was a big  
success with 21 kids



Nice cannon



Race cars, race cars







Roger Carrano's  
nice 1/32 Skyraider



Some of The  
1/48 Jets



The raffle table - old  
stuff, new stuff even  
an Air Brush



The Field of Junior  
Autos All Scales



WWII single  
engine prop



Junior T-Rex



3rd Place 1/48  
Jets Me 262A-1a  
Schwalbe  
by S. Muth



## Show Calendar Listing for 2012

See Bob DeMaio for details

Date	Event & Location	Website	Day
Aug. 8 thru 11	IPMS National Convention Orlando, FL	<a href="http://www.ipmsusa.org">http://www.ipmsusa.org</a>	Wed-Sat
Sept. 28 & 29	AMPSEAST 2012 Crown Plaza Danbury, CT	<a href="http://www.militarymodelers.org">www.militarymodelers.org</a>	Sat-Sun
Oct. 7	Model Fest '11 Knights of Columbus Hall 625 Bridgeport Avenue, Milford, CT	<a href="http://www.ipmsstratford.org/">www.ipmsstratford.org/</a>	Sun
Oct. 20	2012 HVHMG 26 Elks Lodge 29 Overocker Road, Poughkeepsie, NY	<a href="http://www.hvhmg.com">www.hvhmg.com</a>	Sat
Nov 10	LIARS Freeport, NY	<a href="http://www.wix.com/liarsmodelcarclub/liars">www.wix.com/liarsmodelcarclub/liars</a>	Sat
Nov. 17	Long Island Figure Show Freeport Recreation Center Merrick Rd. Freeport, NY	<a href="http://www.longislandmodelsoldiers.com">http://www.longislandmodelsoldiers.com</a>	Sat



AZ

## SUPPORT YOUR LOCAL HOBBY SHOP

The following Hobby Shops have supported us and are supporting us by paying for ad space here and on our web. Some have also donated raffle prizes for our meetings and our annual RepLICon. We owe it to them to patronize their store even if we could buy the item for a slightly lower price mail order or on the web.

And don't forget to mention that you are a member of the LISMS and appreciate his or her support. Everybody likes a thank you. Depending upon the size of your purchase, these shops have agreed to provide a possible 10% or more discount if you have our membership card.

### Alsand's Toy Soldiers Plus

[www.alsandmdseco.com](http://www.alsandmdseco.com)

Alan & Sandy, 848 Long Island Ave. Dear Park, NY 11729, (631)254-2650, Collectibles, Action Figures, Miniature Toy Soldiers, Models, etc.

### Baseline Model Inc.

Eric, 250 Little East Neck Rd., West Babylon, NY 11704, (631)376-0060, Military Model Specialist, old and new kits bought and sold. Retail and Mail Orders. Closed Mondays.

### Get It On Paper

Gary Weickert, 185 Maple St., Islip, NY 11751, (631) 581-3897, open every Saturday noon to 5 PM. - Vintage Toys & Model Kits, Automobilia & auto Literature. Model kits wanted.

### Gold Coast Hobby

[www.GoldCoastHobby.com](http://www.GoldCoastHobby.com)

Charles Gonder, 8 railroad Ave, Glen Head, NY 11545, (516)759-9094, Planes, Boats, Cars & Armor. A full line hobby shop dedicated to customer service.

### Men-At-Arms Hobbies

James Katona, 134 Middle Country Rd. (Rt. 25), Middle Island, NY (631)924-0583- Excellent selection of lead miniatures-Historical and Fantasy. Plastic Models, War games & Modeling supplies. Books and Magazines.

### The Marx-Man

John Stengel, (718)418-9439 - We carry an array of toy soldiers in plastic and metal, from HO to 54 mm/60 mm. Die cast vehicles and Dragon action figures.

### Trainville Hobby Depot

Weekend shows only: website: [www.trainville.com](http://www.trainville.com) and e-mail: [info@trainville.com](mailto:info@trainville.com)





## IPMS APPLICATION

Not an IPMS member? Need to renew your standing? You can clip out and mail in the form, download a fill-in copy from the [LISMS.org](http://www.lisms.org) web site or visit the IPMS store at <http://www.ipmsusa2.org/store> to submit your application on-line.

### International Plastic Modelers' Society/USA Membership Application / Renewal Form

☐ New      ☐ Renewal      IPMS #

Name:

Address:

City/State:  Zip:

Phone:  E-Mail:

☐ Junior (17 or younger) \$12.00

☐ Adult 1 year \$25.00

☐ 2 years \$49.00

☐ 3 years \$73.00

☐ Family (1 set of Journals) ! Adult fee + \$5.00 X # of cards?

Your Signature:

### PAYMENT OPTIONS:

☐ Check:      Check #:       Amount:

Credit Card:



☐ Master Card



☐ Visa

Card Number:  Exp. Date:

Billing Address  
if different:

Name:

Address:

City/State:  Zip:

Phone:  E-Mail:



Mail Application to: IPMS/USA, Dept. H, PO Box 2475, N. Canton, OH 44720-0475