



Proud member of IPMS USA <http://ipmsusa.org>

[www.lisms.org](http://www.lisms.org)

# RED, WHITE & SPRUE

Volume 19 Number 7

★ LISMS NEWSLETTER ★

July 2012

## IN THIS ISSUE

- Natural Metal Finishes DVD
- 1/72 Grumman Helcat Review
- Seen on the Table







Next meeting date:  
**Monday, July 16<sup>th</sup>**  
**7:30 pm to 10 pm**  
**Levittown Public Library**  
 1 Bluegrass Lane, Levittown, NY

#### Executive Board

President: **Robert DeMaio**  
 631 707-3442  
[taurleo@optonline.net](mailto:taurleo@optonline.net)

Vice President: **Roger Carrano**  
 347 531-6719  
[jeepnot@aol.com](mailto:jeepnot@aol.com)

Recording Secretary: **Matt Stahl**  
 631 650-5919  
[matt@rexwyo.com](mailto:matt@rexwyo.com)

Corresponding Secretary: **John Musolino**  
 516 713-6388  
[lisms@juno.com](mailto:lisms@juno.com)

Treasurer: **Doug Tantillo**  
 516-541-7576  
[dtantill@optonline.net](mailto:dtantill@optonline.net)

Editor: **Steve Muth**  
 516 671-9456  
[sgmuth@optonline.net](mailto:sgmuth@optonline.net)

Graphic Design: **Al Zygier**  
 718 793 4186  
[azygier@verizon.net](mailto:azygier@verizon.net)

Contest Chairman: **Fred Seitz**  
 631 581-1990  
[seitzfs3@gmail.com](mailto:seitzfs3@gmail.com)

Contest Co-Chairman: **Richie Marotta**  
 631 207-1979  
[richardmarotta@optonline.net](mailto:richardmarotta@optonline.net)



Model: **Ford Stock Car - 1/25 Scale**  
 by **Paul Michael Drago, Junior Entry**  
 Photo: **John Musolino**

The Newsletter is published monthly by the  
**The Long Island Scale Model Society**

The Long **Island Scale Model Society** is an  
**IPMS** chartered organization



## IN THE PILOT SEAT

Our next meeting is Monday July 16<sup>th</sup> at 7:30 pm. The room is usually available at 7 pm and a few members gather earlier. There's no hiding the fact that I have had a very difficult time with the board members getting together on the same night since our Noreastcon. Trust me when I say it couldn't have been avoided, and some meetings were delayed an hour before meeting time. This makes discussions and voting a very difficult task. E-mails are misconstrued and taken out of context so I'd rather wait for the round table discussions. Just so happens that I had to finish this portion of my newsletter update and a board meeting is tomorrow night, the 10<sup>th</sup>. Anything we discuss is updated on our general meeting night.

We need a replacement Corresponding Secretary position on the board. I will have the parameters of the position available at this meeting. Give some thought and let me know if you have an interest. One parameter is that we meet on the Monday night after our general meeting. It is a serious business meeting, not a show and tell model discussion night.


Some of you have taken a Spirit of Saint Louis model to build for a fun completion. I have about 13 more available that I'll have at our meeting for you to get one. If you can not be at the meeting, e-mail me and ask if I can save you one ([taurleo@optonline.net](mailto:taurleo@optonline.net)). At this time the rules are to build it using your wonderful talented skills. The kit has little paint canisters but you can use any other paint and replace the decals if you wish. The paint in the canisters are probably dried up anyway. We will be having a Club Contest at our September meeting and that's when these will have its own category. What's the prize(s)? Hmmm.... the board members will discuss that.

October will be an Auction night that will include kits, any model accessories and books you wish to part with. Auctioneers will be yourself. That way if the members don't like what you have to offer, you get targeted with the disliked results.

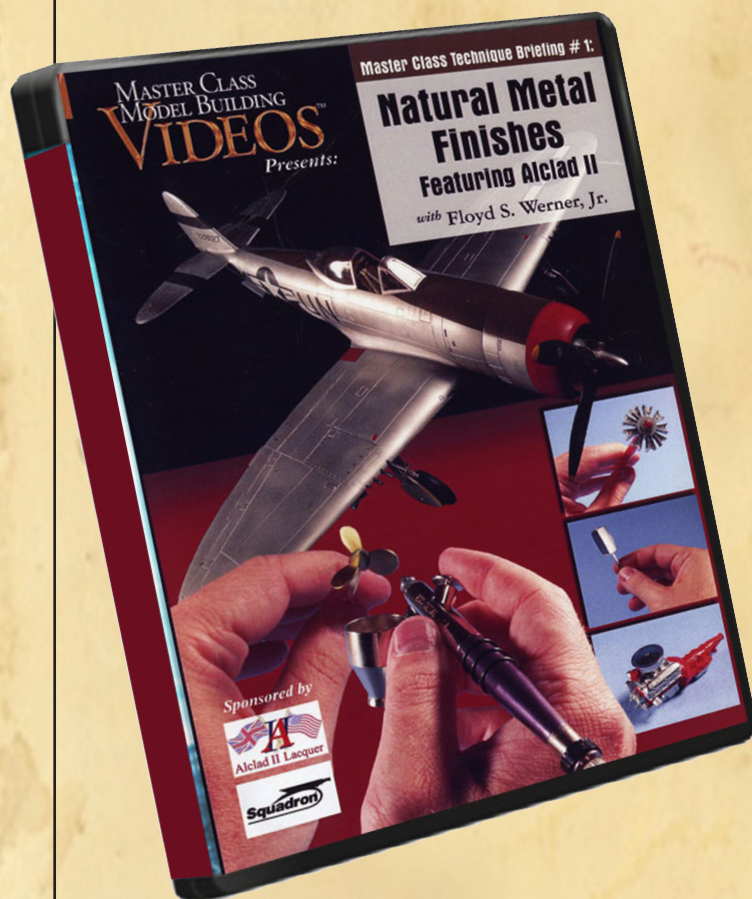
We had a good meeting night in June showing and discussing models in progress and finished. Let's do a repeat of the same and if we add to the evening, I will e-mail everyone about it. Bring down your models! We will also discuss what and how you can add to your website. We will probably put the procedures in a document format as well as present on our website for all to follow. See you all at the next meeting I hope!

Build a model!

*Bob*







# Natural Metal Finishes

**Featuring Alclad II – Master Class Technique Briefing #1, Master Class Models USA . \$26.95**

**By Floyd S. Warner**

Review by Steve Muth

What they say: Master modeler Floyd S. Warner demonstrates replicating bare metal finishes with ease and techniques any modeler can employ. This DVD offers clear and concise guidelines for applying Alclad II products, seam and part preparation, primer application, stripping chrome plating, simulating aluminum, chrome and brass finishes plus weathering and masking on natural metal finishes. Video unlocks the secret of transforming plastic into metal for aircraft, car and ship builders alike.

What we say: This is a very informative DVD if you want to build a natural metal aircraft or car. It gives many tips and suggestions for how to achieve a polished metal look. I am working on a French 1/48 Griffon II ramjet fighter which is in natural metal. Floyd takes you through a Tamiya P-47 build with a highly polished finish.

And therein lays the rub. The build uses virtually no putty and the mold quality is excellent. My Griffon II is anything but and has proven somewhat more problematical. The Griffon is typical of what I build – not quite perfect fits, some putty, lost detail, etc. When he says “polish the final coat and remove all blemishes” he is making a gross understatement. I am at that point now and it is never ending. And, each time you sand out a blemish you have to re prime and polish to remove orange peel and over spray. Each time you do this you lose a little more detail. I am coming to the conclusion that I must use gloss black as a primer at this point so I can see the defects better all at once rather than piecemeal. It can also be polished better than gray primer.

He makes it look so easy with his little nail polishing sticks and airbrush. It is easy

to overlook that every time he changes from primer to Alclad or one color to another he has to clean his airbrush.

All said and done, it is a useful DVD and I'm glad I purchased it. It has lots of good tips – like spraying at 3-5 psi and using the nail polishing sticks wet. It really does work well. With the fast drying time of the Alclad products work does proceed much faster than with other paint mediums. Recommended if you are considering a natural metal finish. Alclad II is good stuff but like many other things in life – your output will depend on your input.

I am nearing the end on the Griffon and you will see the results when I bring it in. I think my next natural metal model will be a Tamigawa type that requires little body work. 🛩️



**-OLD KIT REVIEW-**



# 1/72 GRUMMAN HELLCAT by Airfix

Review by Sal Picataggio with photos by Janet Picataggio




The Grumman F6F Hellcat was responsible for clearing the skies of the Pacific of Japanese aircraft during the Second World War. Because of this, the US was able to mount the island hopping campaign which brought American forces to the Japanese Home islands in just four years. After the war, the Hellcat served in a number of secondary capacities as the new jet aircraft became operational. Additionally, the Hellcat served with several other air arms both during and after World War 2.

Airfix released its 1/72 Hellcat sometime in the 1960s. At that time, the state of plastic model art was such that all sorts of features or gimmicks were being added to models. In the F6F, Airfix allowed the model maker to build the kit with the wings folded. Also, they gave the modeler the choice to build either the early F6F-3 or later F6F-5. This was done by including two types of cowling (the early version had a bump or fairing on each side). Another difference was that the -3 Hellcat had two small side windows behind the canopy, these being supplied with the model. They could easily be painted over to represent the side-windowless -5 (although some early -5s DID have them). Each variant also had a different windscreen, and the kit includes both. Finally, an assortment of bombs and rockets is included, also a -5 feature. A drop tank, used by both models, is there, too.

The model in the photos was built a number of years ago, and I decided to try the folded wing option. It went together easily, with a minimum of filling and sanding. The only real problems are the kit propeller and the landing gear struts. The propeller hub boss is out of scale, being noticeably too large. I replaced mine with a prop from the Airfix B-25 Mitchell which looked much better. The struts need to be shortened by about 1/16 of an inch. The sit of the model now looks more like what you see in photos of the real thing. Lastly, I added support straps to the drop tank (which are visible in Hellcat photos)

The edition of my model provides decals for a US Navy F6F-3 (which I eventually used on a Frog Hellcat) or a Royal Navy Hellcat II (F6F-5). I went in a different direction, and built a French Aeronavale F6F-5 as used in Indochina (Vietnam) in the early 1950s. The airplane is overall Sea Blue (a 50-50 mixture of Tamiya acrylic Sea Blue, XF-17, and Flat Blue, XF-8). The decals came from the Heller Hellcat (I build a lot of Hellcats).

There you have it. Are there better Hellcat kits out there? You bet! But this one ain't too bad, it looks pretty darn good, and if you want to fold the wings without going crazy, I believe this kit is the only one. 

*continued on p 5*



continued from p 4







# Seen on the Table

*All photos by Steve Muth  
unless otherwise noted.*

15 models were on the table this month of June and an eclectic collection they were. Again, I must apologize to Bob for not getting his Jadg Tiger. I could swear I photographed it but the image is not in the camera! Maybe there is an evil editor ( more likely a screw loose on the camera

operator) residing in the camera or download software. Anyway, there were models of cars, car engines, airplane engines, race cars, airplanes, trucks, cannons and soft shell vehicles. Enjoy! Enjoy!! 

2 weasels  
by John Lam



Allison Turbo prop by Matt Kozerski



Mongram P-61 by Tim Kelly



*continued on p 7*



continued from p 6



Another Ferrari 250 TR in work by Jim Boulukos



B-58 by Duane Yorke



Semi tractor by Steve Martens



Saab J-35 Draken  
by Paul Wittner

continued on p 8



P-80C  
by Marshal Voizard



Wired up Hemi  
Race Engines  
by Eric Goldschrafe

Su-12 by Ray O'Neill



Teeny weeny Skyraider  
by Roger Carrano



280 mm Atomic Cannon  
by Steve Martens



## Show Calendar Listing for 2012

See Bob DeMaio for details

Date	Event & Location	Website	Day
Aug. 8 thru 11	IPMS National Convention Orlando, FL	<a href="http://www.ipmsusa.org">http://www.ipmsusa.org</a>	Wed-Sat
Sept. 28 & 29	AMPSEAST 2012 Crown Plaza Danbury, CT	<a href="http://www.militarymodelers.org">www.militarymodelers.org</a>	Sat-Sun
Oct. 7	Model Fest '11 Knights of Columbus Hall 625 Bridgeport Avenue, Milford, CT	<a href="http://www.ipmsstratford.org/">www.ipmsstratford.org/</a>	Sun
Oct. 20	2012 HVHMG 26 Elks Lodge 29 Overocker Road, Poughkeepsie, NY	<a href="http://www.hvhmg.com">www.hvhmg.com</a>	Sat
Nov 10	LIARS Freeport, NY	<a href="http://www.wix.com/liarsmodelcarclub/liars">www.wix.com/liarsmodelcarclub/liars</a>	Sat
Nov. 17	Long Island Figure Show Freeport Recreation Center Merrick Rd. Freeport, NY	<a href="http://www.longislandmodelsoldiers.com">http://www.longislandmodelsoldiers.com</a>	Sat



Photo: John Musolino

## SUPPORT YOUR LOCAL HOBBY SHOP

The following Hobby Shops have supported us and are supporting us by paying for ad space here and on our web. Some have also donated raffle prizes for our meetings and our annual RepLICon. We owe it to them to patronize their store even if we could buy the item for a slightly lower price mail order or on the web.

And don't forget to mention that you are a member of the LISMS and appreciate his or her support. Everybody likes a thank you. Depending upon the size of your purchase, these shops have agreed to provide a possible 10% or more discount if you have our membership card.

### Alsand's Toy Soldiers Plus

[www.alsandmdseco.com](http://www.alsandmdseco.com)

Alan & Sandy, 848 Long Island Ave. Dear Park, NY 11729, (631)254-2650, Collectibles, Action Figures, Miniature Toy Soldiers, Models, etc.

### Baseline Model Inc.

Eric, 250 Little East Neck Rd., West Babylon, NY 11704, (631)376-0060, Military Model Specialist, old and new kits bought and sold. Retail and Mail Orders. Closed Mondays.

### Get It On Paper

Gary Weickert, 185 Maple St., Islip, NY 11751, (631) 581-3897, open every Saturday noon to 5 PM. - Vintage Toys & Model Kits, Automobilia & auto Literature. Model kits wanted.

### Gold Coast Hobby

[www.GoldCoastHobby.com](http://www.GoldCoastHobby.com)

Charles Gonder, 8 railroad Ave, Glen Head, NY 11545, (516)759-9094, Planes, Boats, Cars & Armor. A full line hobby shop dedicated to customer service.

### Men-At-Arms Hobbies

James Katona, 134 Middle Country Rd. (Rt. 25), Middle Island, NY (631)924-0583- Excellent selection of lead miniatures-Historical and Fantasy. Plastic Models, War games & Modeling supplies. Books and Magazines.

### The Marx-Man

John Stengel, (718)418-9439 - We carry an array of toy soldiers in plastic and metal, from HO to 54 mm/60 mm. Die cast vehicles and Dragon action figures.

### Trainville Hobby Depot

Weekend shows only: website: [www.trainville.com](http://www.trainville.com) and e-mail: [info@trainville.com](mailto:info@trainville.com)





## IPMS APPLICATION

Not an IPMS member? Need to renew your standing? You can clip out and mail in the form, download a fill-in copy from the [LISMS.org](http://LISMS.org) web site or visit the IPMS store at <http://www.ipmsusa2.org/store> to submit your application on-line.

### International Plastic Modelers' Society/USA Membership Application / Renewal Form

☐ New      ☐ Renewal      IPMS #

Name:

Address:

City/State:  Zip:

Phone:  E-Mail:

☐ Junior (17 or younger) \$12.00

☐ Adult 1 year \$25.00

☐ 2 years \$49.00

☐ 3 years \$73.00

☐ Family (1 set of Journals) ! Adult fee + \$5.00 X # of cards?

Your Signature:

### PAYMENT OPTIONS:

☐ Check:      Check #:       Amount:

Credit Card:



☐ Master Card



☐ Visa

Card Number:  Exp. Date:

Billing Address  
if different:

Name:

Address:

City/State:  Zip:

Phone:  E-Mail:



Mail Application to: IPMS/USA, Dept. H, PO Box 2475, N. Canton, OH 44720-0475